



HISTORY of INNOVATION

THE WASHBURN LEGACY



1864

Lyon, (George Washburn Lyon) and Healy Music store opened for business in downtown Chicago.

1890s

Washburn became the largest musical instrument manufacturer crafting over 100,000 stringed instruments a year.

1880s

Washburn became one of the first instrument manufacturers to feature artist endorsements in advertising.



L. & H. GUITARS.
"THE LAKESIDE."
STANDARD SIZE.
No. 725. Birch Back and Sides, Rosewood Finish, Spruce Top, Broad, Fancy Wood Inlaying around Sound-Hole and Edge, Top and Back Edges Bound with White Celluloid, Fancy Strips in Back, Body Neck Mahogany Finish, wood and Beautifully Finished, Finger-Board, Pearl Veneered, Head-Piece, Rosewood, Patent Head, Tail-Piece, Position Dots, Nickel Plated, Patent Strings.
No. 726. Same description as No. 725, but has plain Head-Piece, Nickel Plated, Strung with Patent Strings.

The introduction of the Lakeside Jumbo heralded the birth of the first "dreadnought" style acoustic guitar.

1912

1870s

Lyon and Healy produced one of the world's first mail order catalogs.

1888

Washburn Guitars became trademarked despite being in continuous use since November of 1883.

1889

Washburn placed the first guitar ad in what is known today as The Music Trades magazine.



1930s-1950s


The Tonk Brothers acquire Lyon and Healy, becoming the largest wholesaler in the country with a total of 7,000 dealers.

1975

After the purchase of Washburn, Fretted Industries, INC. began to rebuild the manufacturing division.


1990s

Washburn USA Custom Shop began to produce signature models for stars including Paul Stanley, Nuno Bettencourt, Dimebag Darrell and Sammy Hagar.



1980s

The lightweight acoustic/electric "Festival Series" guitars were introduced and became one of the most trend-setting instruments of the era. They were played by such luminaries as Bob Dylan, George Harrison, Jimmy Page, Gregg Allman, Sammy Hagar and many others.



2002

Washburn International became U.S. Music Corp.



Jam Industries, LTD. purchased U.S. Music Corp.

2009-PRESENT



Washburn Guitar's legacy of world-renowned excellence in acoustic instruments changed the course of contemporary guitar building with the introduction of the Lakeside Jumbo by Lyon and Healy in 1912. Essentially the first dreadnought shaped guitar, it was the only instrument of its kind until competitors followed Washburn's lead 4 years later. Featuring steel strings, the Lakeside Jumbo measured 16 ¼" wide by 5 ¼" deep by 20 ½" in length. Public demand for experimental steel stringed instruments was not very high in 1912, but after the Lakeside Jumbo caught on it cemented Washburn's place as the forerunner in acoustic innovation that we are still known for today.

As a tribute to our heritage and the heritage of American acoustic music, Washburn is bringing recreations of its early 20th century acoustics back. On the occasion of our 130th anniversary we are proud to be reintroducing the Lakeside Jumbo as well as the model 5249 "Solo" acoustic guitars to the 2013 Washburn lineup. Using modern materials and techniques we continue to improve upon our highly regarded instruments of the past as we look to bold new designs in a bright future.

Since our beginning in 1883, Washburn continues to build upon our foundation of high quality craftsmanship down to the very last detail. Our acoustics embody thoughtful details like easy playability, touch sensitive feel, and inspiring tone in every guitar.



WASHBURN }
ACOUSTICS

FISHMAN

graph tech
GUITAR LABS

D'Addario

Washburn
GUITARS


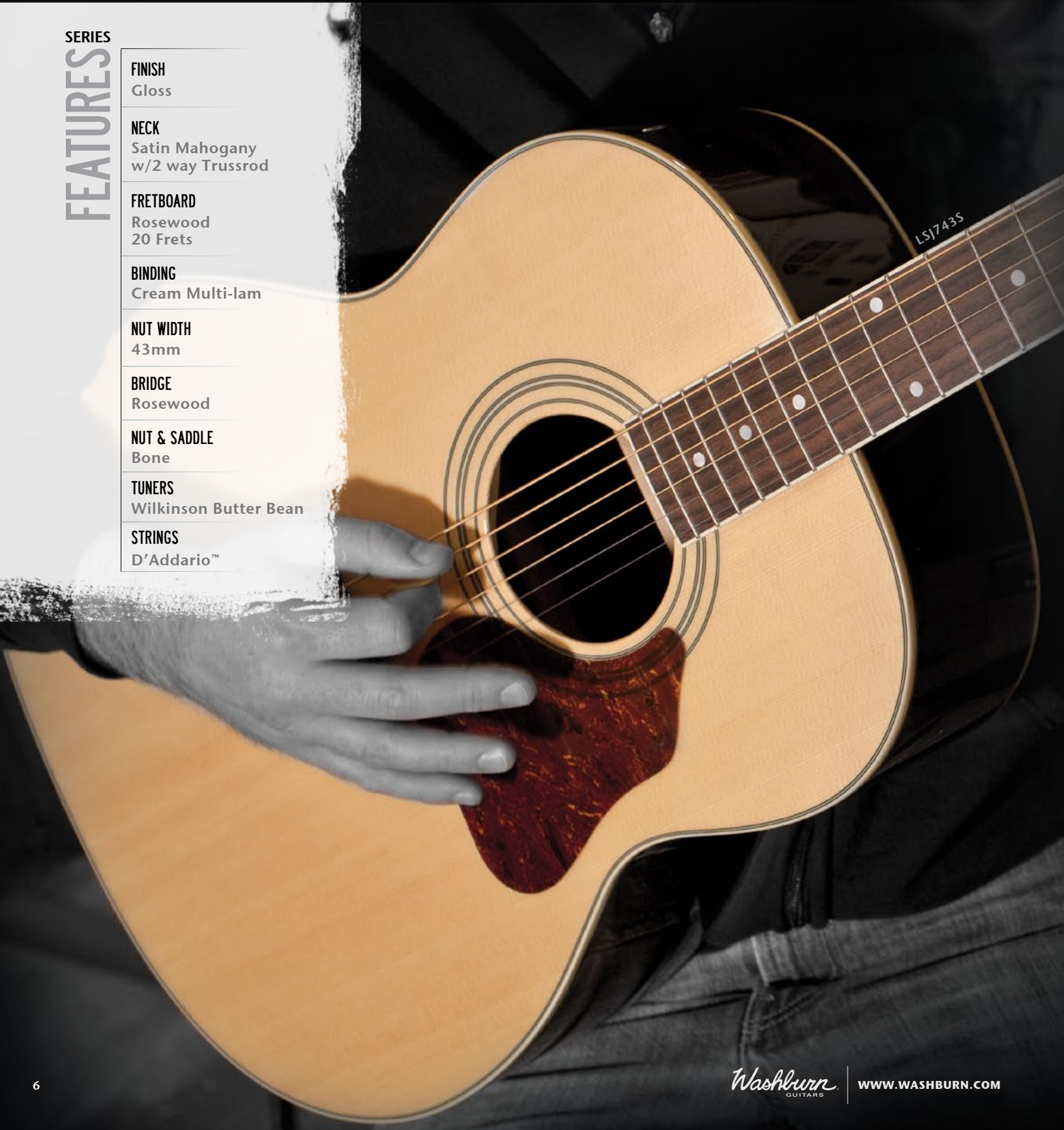
WWW.WASHBURN.COM

LAKESIDE SERIES

FEATURES

SERIES

FINISH	Gloss
NECK	Satin Mahogany w/2 way Trussrod
FRETBOARD	Rosewood 20 Frets
BINDING	Cream Multi-lam
NUT WIDTH	43mm
BRIDGE	Rosewood
NUT & SADDLE	Bone
TUNERS	Wilkinson Butter Bean
STRINGS	D'Addario™




MODEL	MODEL	COLOR	STYLE	TOP	SIDES & BACK	BRACING	INLAYS	SCALE	ROSETTE
	LSJ743S	Natural, TS	Lakeside Jumbo	Solid Sitka Spruce	Rosewood	Quarter Sawn Scalloped Sitka Spruce Bracing	Dot	25.5"	Black/Cream/Black
	LSB768SE	Natural	Lakeside Jumbo Baritone w/Fishman® Sonitone System	Solid Sitka Spruce	Rosewood	Quarter Sawn Scalloped Sitka Spruce Bracing	Pearl dots/diamonds	29"	Herringbone
	MADE IN THE USA								
	LSJ749	Natural	Lakeside Jumbo	Solid Adirondack Spruce	Solid Rosewood	Quarter Sawn Scalloped Adirondack Spruce Bracing	Dot	25.5"	Herringbone
	LSB769	Natural	Lakeside Jumbo Baritone	Solid Adirondack Spruce	Solid Rosewood	Quarter Sawn Scalloped Adirondack Spruce Bracing	Dot	29"	Herringbone

SOLO
DELUXE SERIES

SERIES

FEATURES

- STYLE
Grand Auditorium
- FINISH
Gloss
- NECK
Satin Mahogany
w/2 way Trussrod
- FRETBOARD
Rosewood
20 Frets
- INLAYS
Dot
- BINDING
Cream Multi-Lam
- NUT WIDTH
43mm
- ROSETTE
Herringbone
- BRIDGE
Rosewood
- NUT & SADDLE
Bone
- TUNERS
Grover® Gold
Open Gear
- STRINGS
D’Addario™



FEATURES	MODEL	COLOR	TOP	SIDES & BACK	BRACING	SCALE
	WSD5240S	Natural, TS	Solid Sitka Spruce	Rosewood	Quarter Sawn Scalloped Sitka Spruce Bracing	25.5"
	MADE IN THE USA					
	WSD5249	TS	Solid Adirondack Spruce	Solid Rosewood	Quarter Sawn Scalloped Adirondack Spruce Bracing	24.9"

TRAVEL
SERIES

“This is a great little travel companion, it sounds clear and robust for being so small. The full size fretboard is nice and feels like a really expensive acoustic and the white binding really sets off the visual appeal. The quality is outstanding, from select tonewoods to premium machine heads.”

- GARDNER1727

SERIES

FEATURES

FINISH	Matte
TOP	Solid Spruce
SIDES & BACK	Mahogany
BRACING	Quarter Sawn Scalloped Sitka Spruce Bracing
NECK	Mahogany
FRETBOARD	Rosewood 19 Frets
INLAYS	Offset Dot
BINDING	Cream Multi-Lam
SCALE	23.75"
NUT WIDTH	43mm
ROSETTE	ABS
BRIDGE	Rosewood
NUT & SADDLE	ABS
TUNERS	Chrome Open Gear
STRINGS	D'Addario™




ROVER



BLACK (B)



NATURAL
(SPRUCE)



TRANS BLUE
(TBL)



TRANS RED
(TR)

FEATURES

MODEL	MODEL	COLOR	STYLE & ELECTRONICS
RO10		Natural, B, TBL, TR	Rover Travel Size

Washburn
GUITARS

WWW.WASHBURN.COM

APPRENTICE
SERIES

"Apprentice Series guitars are for the serious beginner who wants a guitar that sounds great, plays great and will serve them well as they progress."

SERIES
FEATURES

FINISH	Gloss
SIDES & BACK	Mahogany
BRACING	Quarter Sawn Scalloped Sitka Spruce Bracing
NECK	Satin Mahogany w/2 way Trussrod
FRETBOARD	Rosewood 20 Frets
INLAYS	Dot
BINDING	Cream
SCALE	25.5"
NUT WIDTH	43mm
ROSETTE	Custom Wood Inlay
BRIDGE	Rosewood
NUT & SADDLE	ABS
TUNERS	Chrome Diecast
STRINGS	D'Addario™




DREADNOUGHT


CUTAWAY
DREADNOUGHT


BLACK (B)


BLUE (BL)


NATURAL
(SPRUCE)


RED (R)

FEATURES

MODEL	MODEL	COLOR	TOP	STYLE & ELECTRONICS
	WD10CE	Natural, B, BL, R	Spruce	Dreadnought Cutaway w/Fishman® 301T


FESTIVAL
SERIES

"I absolutely adore my Washburn Festival Guitar (EA15ATB). I get the most compliments when I play my Festival Series. It has that true "Western Wear" appeal to it. It embodies old school beauty with a modern sound and feel. It's so lightweight and easy on my fingers. Whether you're a beginner or a seasoned player, I would recommend this series to anyone."

- MADONNA NASH

SERIES
FEATURES

FINISH	Gloss
BRACING	Quarter Sawn Scalloped Sitka Spruce Bracing EACT42S: Quarter Sawn Sitka Spruce
INLAYS	Dot EA20SNB: Custom Mourning Widow
BINDING	Multi-Lam
NUT WIDTH	43mm
ROSETTE	Abalone EACT42S: n/a EA20SNB: Custom Mourning Widow
BRIDGE	Rosewood
NUT & SADDLE	Graphtech Nubone EACT42S: ABS
TUNERS	Chrome Diecast EACT42S: Gold Classical
SCALE	25.5" EA10: 24
STRINGS	D'Addario™ EACT42S: Nylon



MODEL	MODEL	COLOR	TOP	SIDES & BACK	STYLE & ELECTRONICS	NECK	FRETBOARD
FEATURES	EA10 / EA12	B, R	Basswood	Basswood	Petite / Mini Jumbo Cutaway w/ EQ4-T Tuner/Preamp	Mahogany w/2 way Trussrod	Rosewood 19 Frets / 21 Frets
	EA14 / EA15	ATB	Spruce / Flame Maple	Catalpa	Mini Jumbo Cutaway w/EQ4-T Tuner/Preamp	Mahogany w/2 way Trussrod	Rosewood 21 Frets
	EA20	Natural	Spruce	Flame Maple	Mini Jumbo Florentine Cutaway w/EQ4-T Tuner/Preamp	Maple w/2 way Trussrod	Rosewood 21 Frets
	EACT42S	Natural	Solid Spruce	Mahogany	Thinline Florentine Cutaway w/4 Band Tuner/EQ	Gloss Mahogany w/2 way Trussrod	Rosewood 19 Frets
	SIGNATURE NUNO BETTENCOURT						
	EA20SNB	Natural	Solid Sitka Spruce	Rosewood	Florentine Cutaway w/Fishman® Isys+ Tuner/Preamp	Satin Mahogany w/2 way Trussrod	Rosewood 20 Frets

NUNO
BETTENCOURT

HARVEST SERIES

"For the price I paid, I didn't expect it to be a great guitar but when I opened it up I was very surprised by the quality and finish. Whether you are new to guitar or someone looking for a nice second axe, I don't know how you could be disappointed with this one."
- FARG

FEATURES

SERIES

- SIDES & BACK**
Mahogany
- BRACING**
Quarter Sawn Scalloped Sitka Spruce Bracing
- NECK**
Satin Mahogany w/2 way Trussrod
- FRETBOARD**
Rosewood 20 Frets
- INLAYS**
Dot
- BINDING**
Cream
- SCALE**
25.5"
- NUT WIDTH**
43mm
- ROSETTE**
Custom Wood Inlay
- BRIDGE**
Rosewood
- NUT & SADDLE**
ABS
- TUNERS**
Chrome Diecast
- STRINGS**
D'Addario™



MODEL	MODEL	COLOR	FINISH	TOP	STYLE & ELECTRONICS
WD7S / WD7SCE	WD7S	ATB, Natural	Gloss	Solid Sitka Spruce	Dreadnought / Dreadnought Cutaway w/EQ4-T Tuner/Preamp
WG7S / WG7SCE	WG7S	Natural	Gloss	Solid Sitka Spruce	Grand Auditorium / Grand auditorium Cutaway w/EQ4-T Tuner/Preamp

HERITAGE SERIES

"Performing songsmiths who want to plug in, forget about technical matters, and just play will find the WD10SCE an ideal - and inexpensive - platform for their amplified excursions"

- CHARLES SAUFLEY - NEW GEAR REVIEW
ACOUSTIC GUITAR

FEATURES

SERIES

FINISH	Gloss
SIDES & BACK	Mahogany
BRACING	Quarter Sawn Scalloped Sitka Spruce Bracing
NECK	Satin Mahogany w/2 way Trussrod
FRETBOARD	Rosewood 20 Frets
INLAYS	Dot
BINDING	Cream Multi-Lam
SCALE	25.5"
NUT WIDTH	43mm
ROSETTE	Custom Wood Inlay
BRIDGE	Rosewood
NUT & SADDLE	Bone
TUNERS	Chrome Diecast
STRINGS	D'Addario™



MODEL	MODEL	COLOR	TOP	STYLE & ELECTRONICS
	WD10S / WD10SCE	Natural, ATB, B	Solid Sitka Spruce	Dreadnought / Dreadnought Cutaway w/Fishman® Isys+ Tuner/Preamp
	WD11S / WD11SCE	Natural	Solid Cedar	Dreadnought / Dreadnought Cutaway w/Fishman® Isys+ Tuner/Preamp
	WF10S / WF10SCE	Natural	Solid Sitka Spruce	Folk / Folk Cutaway w/Fishman® Isys+ Tuner/Preamp
	WF11S / WF11SCE	Natural	Solid Cedar	Folk / Folk Cutaway w/Fishman® Isys+ Tuner/Preamp
	WD10SLH / WD10SCE1H	Natural	Solid Sitka Spruce	Lefty Dreadnought / Lefty Dreadnought Cutaway w/Fishman® Isys+ Tuner/Preamp
	WD10S12 / WD10SCE12	Natural	Solid Sitka Spruce	12-String Dreadnought / 12-String Dreadnought Cutaway w/Fishman® Isys+ Tuner/Preamp
	WG10S / WG10SCE	Natural	Solid Sitka Spruce	Grand Auditorium / Grand Auditorium Cutaway w/Fishman® Isys+ Tuner/Preamp

Washburn
GUITARS

WWW.WASHBURN.COM

TAHOE

& TAHOE DELUXE SERIES

"The WD20SCE acoustic electric model provides a variety of upscale features, like a solid spruce top and a Fishman preamp/pickup system, at a low street price that even the most down-and-out guitarist can afford."

- CHRIS GILL - SOUND CHECK - THE GEAR IN REVIEW
GUITAR WORLD

FEATURES


SERIES

FINISH	Natural Gloss
SIDES & BACK	Rosewood
BRACING	Quarter Sawn Scalloped Sitka Spruce Bracing
NECK	Satin Mahogany w/2 way Trussrod
FRETBOARD	Rosewood 20 Frets
INLAYS	Dot WDFLB28SCE: Ornamental Abalone
BINDING	Cream Multi-Lam Deluxe/Acoustic Bender Models: Maple/Abalone Purfling
SCALE	25.5"
NUT WIDTH	43mm
ROSETTE	Custom Wood Inlay Deluxe Models: Abalone
BRIDGE	Rosewood
NUT & SADDLE	Bone
TUNERS	Chrome Diecast
STRINGS	D'Addario™

FORREST LEE JR.
ACOUSTIC BENDER



Bringing slide/pedal steel country licks to the acoustic world, the Washburn Acoustic Bender is the first Washburn acoustic guitar brandishing a bender mechanism, allowing the player to bend the B-string up a full step with a simple push down on the neck.



MODEL

FEATURES

MODEL	MODEL TOP	STYLE & ELECTRONICS
WD20S / WD20SCE	Solid Sitka Spruce	Dreadnought / Dreadnought Cutaway w/Fishman® Isys+ Tuner/Preamp
WD21S / WD21SCE	Solid Cedar	Dreadnought / Dreadnought Cutaway w/Fishman® Isys+ Tuner/Preamp
TAHOE DELUXE		
WD25S / WD25SCE	Solid Sitka Spruce	Dreadnought / Dreadnought Cutaway w/Fishman® Isys+ Tuner/Preamp
WG26S / WG26SCE	Solid Cedar	Grand Auditorium / Grand Auditorium Cutaway w/Fishman® Isys+ Tuner/Preamp
FORREST LEE JR. ACOUSTIC BENDER		
WDFLB26SCE / WDFLB28SCE	Solid Cedar	Dreadnought Cutaway w/Bender & Fishman® Isys+ Tuner/Preamp

AUGUSTA SERIES

"The WD30SCE played easily and sounded crisp, full, and very well balanced. The workmanship on this guitar is impressive"

- ART THOMPSON - GEAR TEST DRIVE
GUITARPLAYER.COM

SERIES FEATURES

- FINISH**
Natural Gloss
- SIDES & BACK**
Quilted Tamo Ash
- BRACING**
Quarter Sawn Scalloped Sitka Spruce Bracing
- NECK**
Satin Mahogany w/2 way Trussrod
- FRETBOARD**
Rosewood
20 Frets
- INLAYS**
Dot
- BINDING**
Cream Multi-Lam
- SCALE**
25.5"
- NUT WIDTH**
43mm
- ROSETTE**
Custom Wood Inlay
- BRIDGE**
Rosewood
- NUT & SADDLE**
Bone
- TUNERS**
Gold Diecast
- STRINGS**
D'Addario™



DREADNOUGHT



CUTAWAY
DREADNOUGHT



NATURAL
(SPRUCE)

MODEL

MODEL TOP

STYLE & ELECTRONICS

WD30S / WD30SCE

Solid Sitka Spruce

Dreadnought / Dreadnought Cutaway
w/Fishman® Presys+ Tuner/Preamp

CUMBERLAND

& CUMBERLAND DELUXE SERIES

"This guitar is superb! Its tone, action, and looks is just simply amazing. I don't want to compare this guitar to other guitars at its price range due to the fact that this guitar should really be at least 2 or 3 times its price. Once you pick this one up, it's really hard to put it down!"

- JULIE

SERIES FEATURES

FINISH	Natural Gloss
TOP	Solid Sitka Spruce
SIDES & BACK	Flame Maple
BRACING	Quarter Sawn Scalloped Sitka Spruce Bracing
NECK	Satin Mahogany w/2 way Trussrod
FRETBOARD	Rosewood 20 Frets
INLAYS	Dot
BINDING	Cream Multi-Lam Deluxe Models: Rosewood/Maple/Abalone
SCALE	25.5"
NUT WIDTH	43mm
ROSETTE	Custom Wood Inlay Deluxe Models: Abalone
BRIDGE	Rosewood
NUT & SADDLE	Bone
TUNERS	Gold Diecast
STRINGS	D'Addario™



MODEL

MODEL	MODEL	STYLE & ELECTRONICS
CUMBERLAND		
WJ40S / WJ40SCE		Jumbo / Jumbo Cutaway w/Fishman® Presys+ Tuner/Preamp
EA40SCE		Thin Jumbo Florentine Cutaway w/Fishman® Presys+/501T Tuner/Preamp
CUMBERLAND DELUXE		
WJ45S / WJ45SCE		Jumbo / Jumbo Cutaway w/Fishman® Presys+ Tuner/Preamp
WJ45SCE12		12-String Jumbo Cutaway w/Fishman® Presys+ Tuner/Preamp

TIMBER RIDGE SERIES

{
“The WD160SW has a slightly scooped-mid sound,
great for recording or vocal accompaniment, as it
keeps the guitar out of the way of a singer.”
- TOM SPAULDING
WASHBURN GUITAR REVIEW - GUITAR.COM
}

SERIES

FEATURES

FINISH	Natural Gloss
BRACING	Quarter Sawn Scalloped Sitka Spruce Bracing
NECK	Satin Mahogany w/2 way Trussrod
FRETBOARD	Rosewood 20 Frets
INLAYS	Offset Dot
SCALE	25.5"
NUT WIDTH	43mm
ROSETTE	Abalone
BRIDGE	Rosewood
NUT & SADDLE	Bone
TUNERS	Chrome Diecast
STRINGS	D'Addario™



FEATURES

MODEL	MODEL	TOP	SIDES & BACK	STYLE & ELECTRONICS	BINDING
	WD150SW / WD150SWCE	Solid Sitka Spruce	Solid Mahogany	Dreadnought / Dreadnought Cutaway w/Fishman® Presys Blend w/Sonicore pickup, anti-feedback control, built-in mic w/level control & endpin jack	Mahogany
	WD160SW / WD160SWCE	Solid Cedar	Solid Mahogany	Dreadnought / Dreadnought Cutaway w/Fishman® Presys Blend w/Sonicore pickup, anti-feedback control, built-in mic w/level control & endpin jack	Mahogany
	WD250SW / WD250SWCE	Solid Sitka Spruce	Solid Rosewood	Dreadnought / Dreadnought Cutaway w/Fishman® Presys Blend w/Sonicore pickup, anti-feedback control, built-in mic w/level control & endpin jack	Rosewood

COMFORT SERIES

"The Venetian cutaway facilitates good access to the upper registers and the WCD18CE's treble is clear and bright enough to encourage venturing up the dusty end. Employing the services of the Fishman onboard pickup reveals a capable system providing a punchy amplified tone. The bass and treble controls work well and offer excellent tonal variations."

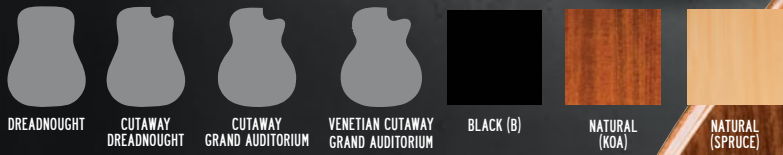
- STEVE HARLEY - PRODUCT REVIEW
MUSICRADAR.COM

SERIES FEATURES

FINISH	Gloss
BRACING	Quarter Sawn Scalloped Sitka Spruce Bracing
NECK	Satin Mahogany w/2 way Trussrod
FRETBOARD	Rosewood 21 Frets WCG25SCE: 20 Frets
INLAYS	Dot
BINDING	Cream Multi-Lam
SCALE	25.5"
NUT WIDTH	43mm
ROSETTE	Abalone WCG25SCE: Alternating maple & mahogany
BRIDGE	Rosewood WCG25SCE: Rosewood bound w/Mahogany
NUT & SADDLE	Graphtech Nubone WCG25SCE: Black NuBone®
TUNERS	Chrome Diecast WCG25SCE/WCG55CE: Grover® 18:1 Ebonite
STRINGS	D'Addario™



Contoured tops and backs for comfortable playability.



MODEL	MODEL	COLOR	TOP	SIDES & BACK	STYLE & ELECTRONICS
	WCD18	Natural	Contoured Select Spruce	Contoured Mahogany	Dreadnought
	WCD18CE	Natural, B	Contoured Select Spruce	Contoured Mahogany	Dreadnought Cutaway w/Fishman® Isys+ Tuner/Preamp
	WCG18CE	Natural, B	Contoured Select Spruce	Contoured Mahogany	Grand Auditorium Cutaway w/Fishman® Isys+ Tuner/Preamp
	WCG25SCE	Natural	Solid Spruce	Rosewood w/comfort beveled Mahogany elbow rest	Venetian Cutaway Grand Auditorium w/Fishman® Presys+ Tuner/Preamp
	WCG55CE	Natural	Koa	Rosewood w/comfort beveled Mahogany elbow rest	Venetian Cutaway Grand Auditorium w/Fishman® Presys+ Tuner/Preamp

VINTAGE
SERIES

SERIES
FEATURES

- FINISH**
Vintage Matte
- BRACING**
Quarter Sawn Scalloped
Sitka Spruce Bracing
- NECK**
Mahogany
Parlor Models:
Mahogany V shape
- BINDING**
Cream Multi-Lam/
Rope Purfling
- SCALE**
24.75"
- NUT WIDTH**
48mm
WJ130EK: 44mm
- ROSETTE**
Abalone
- BRIDGE**
Ebony
WJ130EK: Rosewood
- NUT & SADDLE**
Bone
- STRINGS**
D'Addario™

"Washburn Guitars was just around the corner, and a big part of Maxwell Street in the early 1900s...you already know the rest of the story of Delta Blues in Sweet Home Chicago. No matter how far I've drifted...I always feel a little closer home (and what it's really all about) when I pick up this guitar," (R319SWK).

- STEVIE N
BUCKCHERRY



MODEL	MODEL	TOP	SIDES & BACK	STYLE & ELECTRONICS	FRETBOARD	INLAYS	TUNERS
FEATURES	R314K	Spruce	Trembesi	Parlor	Ebony 18 Frets	Fancy	Distressed Classical
	R319SWK	Solid Spruce	Solid Trembesi	Parlor	Ebony 18 Frets	n/a	Distressed Classical
	R320SWRK	Solid Spruce	Solid Rosewood	Parlor	Ebony 18 Frets	Tree of Life	Distressed Classical
	WSJ124	Spruce	Trembesi	Southern Jumbo	Rosewood 20 Frets	Snow Flake	Grover® Sta-Tite
	WJ130EK	Spruce	Rosewood	Jumbo w/Passive Piezo bridge pickup	Rosewood 20 Frets	Snow Flake	Distressed Wilkinson® brass butter bean


CLASSICAL SERIES

“I play a wide mixture of music, ranging from classical to praise music to pop music arranged for classical guitar. The C64CE delivers for me in this area. The solid spruce top gives an intense projection, & I’m sure this will only get better with time. The tone & sound quality fit my playing style on target.”

- SKAREKROW - CUSTOMER REVIEW
HARMONY CENTRAL

SERIES FEATURES

FINISH	Natural Gloss
BRACING	Quarter Sawn Scalloped Sitka Spruce Bracing
NECK	Mahogany
BINDING	Black Multi-Lam
FRETBOARD	Rosewood 19 Frets
SCALE	25.5"
NUT WIDTH	52mm
ROSETTE	Mosaic
BRIDGE	Rosewood
STRINGS	D’Addario™



MODEL	MODEL	TOP	SIDES & BACK	STYLE & ELECTRONICS	TUNERS
FEATURES	C5 / C5CE	Spruce	Mahogany	Classical / Classical Cutaway w/EVT Tuner/Preamp	Classical Chrome w/Pearloid Button
	C40	Spruce	Mahogany	Classical	Classical Chrome
	C44CE	Spruce	Mahogany	Classical Cutaway w/EQ4-T Tuner/Preamp	Classical Chrome
	C80S	Solid Cedar	Rosewood	Classical	Classical Gold
	C64SCE	Solid Spruce	Mahogany	Classical Cutaway w/B-Band™ A3T	Classical Gold
	C104SCE	Solid Cedar	Rosewood	Classical Cutaway w/B-Band™ A3T	Classical Gold


ACOUSTIC
BASS SERIES

SERIES
FEATURES

FINISH	Gloss
BRACING	Quarter Sawn Scalloped Sitka Spruce Bracing
NECK	Mahogany
INLAYS	Dot Signature Models: Ying Yang
BINDING	Cream Multi-Lam
ROSETTE	ABS
STRINGS	D'Addario™

"I had been playing Washburn acoustic basses for a long time, and I love the sound and I love the company, but no one made an acoustic bass that had an adjustable, intonatable bridge. So after years, we finally came up with the Washburn AB40SH that has the intonatable bridge."

- STU HAMM



MODEL	MODEL	COLOR	TOP	SIDES & BACK	STYLE & ELECTRONICS	FRETBOARD	SCALE	NUT WIDTH	BRIDGE	NUT & SADDLE	TUNERS
	AB5	Natural, B	Spruce	Mahogany	Cutaway w/Round Soundhole & QPH Preamp	Rosewood 22 Frets	32"	42mm	Rosewood	Plastic	Chrome Diecast
	AB10	B	Spruce	Mahogany	Cutaway w/Slotted Soundhole & Custom Piezo	Rosewood 23 Frets	34"	40mm	Rosewood	Plastic	Grover® Exclusive
	AB40	VS	Arched Spruce	Arched Maple	Cutaway w/Slotted Soundhole & Custom Piezo	Rosewood 24 Frets	34"	40mm	Monorail w/Piezo	Graphite	Grover® Exclusive
	AB45	VS	Arched Spruce	Arched Maple	Cutaway w/Slotted Soundhole & Custom Piezo	Rosewood 24 Frets	34"	40mm	Monorail w/Piezo	Graphite	Grover® Exclusive
STU HAMM SIGNATURE											
	AB40SH	BCB, Natural	Arched Spruce	Arched Maple	Arch Top Cutaway w/ Custom Piezo	Rosewood 24 Frets	34"	40mm	Monorail w/Piezo	Graphite	Grover® Exclusive

STU
HAMM

Washburn
GUITARS

WWW.WASHBURN.COM


MANDOLIN
SERIES

SERIES
FEATURES

FINISH	Gloss Vintage Series: Matte
SCALE	13.75"
NUT WIDTH	28mm Signature/Vintage Series: 31mm
BRIDGE	Adjustable Rosewood Signature/Vintage Series: Adjustable Ebony
STRINGS	D'Addario™

"Today, more and more guitar players are picking up the mandolin. They're often looking for a bigger sound and approach the instrument with a more aggressive style. The M-120 is aimed at giving them a more comfortable, high quality instrument with a "throatier" tone and more volume."

- RICHIE OWENS



MODEL	MODEL	COLOR	TOP	SIDES & BACK	STYLE & ELECTRONICS	NECK	FRETBOARD	INLAYS	BINDING	TUNERS
	M1S	TSB	Solid Spruce	Maple	"A" Style w/F-holes	Maple - Joined at 12th fret	Rosewood 20 Frets	Dot	Multi Lam	Diecast chrome
	M1SDL	B, TR, TBL	Solid Spruce	Maple	"A" Style w/Oval Soundhole	Maple - Joined at 12th fret	Rosewood 20 Frets	Dot	Multi Lam	Gold Closed Gear w/Pearloid Buttons
	M3SW	SB	Carved Solid Spruce	Solid Maple	Florentine	Maple - Joined at 12th fret	Rosewood 24 Frets	Snowflake	Multi Lam	Gold Closed Gear w/Pearloid Buttons
	M3SWE	TWR	Carved Solid Spruce	Solid Maple	Florentine Electric w/MG-2 Preamp	Maple - Joined at 12th fret	Rosewood 24 Frets	Snowflake	Multi Lam	Gold Closed Gear w/Pearloid Buttons
	M6SW	SB	Premium Carved Solid Spruce	Solid AAA Flame Maple	Florentine	Flame Maple - Dovetail Joined at 12th fret	Ebony 24 Frets	Flower	Herringbone	Gold Closed Gear w/Pearloid Buttons
RICHIE OWENS SIGNATURE										
	M120	TSB	Carved Solid Spruce	Carved Solid Flame Maple	Florentine	Flame Maple - Dovetail Joined at 12th fret	Ebony 24 Frets	Dot	Herringbone	Gold Open Gear
VINTAGE SERIES										
	M106SW	Vintage Matte	Carved Solid Spruce	Solid Mahogany	"A" Style	Maple - Joined at 12th fret	Ebony 24 Jumbo Frets	MOP Dot	n/a	Distressed Open Gear
	M108SW	Vintage Matte	Carved Solid Spruce	Solid Mahogany	Florentine	Maple - Joined at 12th fret	Ebony 20 Jumbo Frets	MOP Dot	n/a	Distressed Open Gear
	M116SW	Vintage Matte	Carved Solid Spruce	Solid Flame Maple	"A" Style	Flame Maple - Dovetail Joined at 12th fret	Ebony 20 Jumbo Frets	MOP Dot	Ivoroïd Herringbone/Rope Purfling	Distressed Open Gear
	M118SW	Vintage Matte	Carved Solid Spruce	Solid Flame Maple	Florentine	Flame Maple - Dovetail Joined at 12th fret	Ebony 24 Jumbo Frets	MOP Dot	Ivoroïd Herringbone/Rope Purfling	Distressed Open Gear

RICHIE
OWENS

BANJO SERIES

"Back in the day, banjos were mainly played by women. As a result, the instrument developed with a very narrow fretboard. We've given the B160 a wider fretboard to accommodate bigger fingers. We've also moved the 5th string nut between the 5th and 6th fret for improved tone, sustain and intonation.."

- SONNY SMITH

SERIES

FEATURES

HEAD
Remo® Head
B120K Model:
Distressed Remo® Head

BRIDGE
Maple w/Ebony Tip

FRETBOARD
Rosewood 22 Frets
B17K Model:
Ebony 22 Frets

STRINGS
D'Addario™



SUNBURST (SB)



TOBACCO SUNBURST (TSB)

FEATURES

MODEL	MODEL	FINISH	COLOR	STYLE	SIDES & BACK	NECK	INLAYS	RIM	SCALE	NUT WIDTH	TONE RING	TUNERS
	B6	Matte	Natural	6 String Open Back	Mahogany	Mahogany	Dots	Mahogany	25.5"	43mm	n/a	Diecast
	B7	Matte	Natural	5 String Open Back	Mahogany	Mahogany	Dots	Mahogany	27.5"	30mm	n/a	Diecast
	B9	Gloss	SB	5 String	Mahogany	Mahogany	Dots	Aluminum	27.5"	30mm	n/a	Diecast
	B11	Gloss	Natural	5 String	Mahogany	Mahogany	Dots	Mahogany	26.35"	31mm	Rolled Brass	Diecast
	B14	Gloss	Natural	5 String	Mahogany	Mahogany	Dots	Maple	26.35"	31mm	Bell Brass	Planetary
	B16	Gloss	TSB	5 String	Flame Maple	Maple	Fancy	3ply Solid Maple	26.35"	31mm	Bell Brass	Planetary
	B17	Gloss	TSB	5 String	Flame Maple	Maple (engraved heel & back of headstock)	Fancy	3ply Solid Maple	26.35"	31mm	Bell Brass	Planetary
	B120	Matte	Vintage	5-String	Maple	Maple	Fancy	Maple	26.35"	31mm	Rolled Brass	Planetary


RESONATOR
SERIES

SERIES
FEATURES

FINISH
Gloss
Signature Models: Matte
INLAYS
Offset Dot
BINDING
White Multi-Ply
BRIDGE
Aluminum Spider Bridge w/Maple & Ebony Top Saddle
TUNERS
Chrome Die-cast
Signature Models: Wilkinson® Green Button
STRINGS
D’Addario™

“Overall I was just blown away with the Washburn R45 and it has brought back that stoke and excitement in my guitar playing. I feel the same exhilaration that I had as a groom when I played my first chord or caught my first wave! I get excited to play it and it has now become a permanent part of my quiver.”

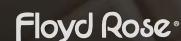

- PRODUCT REVIEW
GUITAR-FOR-JAZZ.COM



MODEL	MODEL	COLOR	TOP	SIDES & BACK	STYLE & ELECTRONICS	NECK	FRETBOARD	SCALE	NUT WIDTH
FEATURES	R15S	TSB	Mahogany	Mahogany	Spider Resonator	Mahogany Square Neck Joined at 12th fret	Rosewood 19 Frets	25"	47.6mm
	R15R	TSB	Mahogany	Mahogany	Spider Resonator	Mahogany Round Neck Joined at 12th fret	Rosewood 19 Frets	25"	43mm
	R15RCE	TSB	Mahogany	Mahogany	Spider Resonator Cutaway w/Single Coil 1V/1T Pickup	Mahogany Round Neck Joined at 12th fret	Rosewood 20 Frets	24.75"	43mm
	R45RCE	TRH	Flame Maple	Flame Maple	Spider Resonator Cutaway w/Single Coil 1V/1T Pickup	Hard Maple Round Neck Joined at 12th fret	Rosewood 20 Frets	24.75"	43mm
	RICHIE OWENS SIGNATURE								
	R60BCE	B	Maple	Maple	Spider Resonator Cutaway w/Lace Sensor Pickup	Mahogany Extra-wide Round Neck Joined at 12th fret	Rosewood 20 Frets	24.75"	48mm
	R60RCE	TRH	Flame Maple	Flame Maple	Spider Resonator Cutaway w/Lace Sensor Pickup	Mahogany Extra-wide neck joined at 12th fret	Rosewood 20 Frets	24.75"	48mm



From rock n' roll, country music, bluegrass and jazz, our electric guitars cater to every player's musical styles and tastes. Everyone from beginners taking their first step into the colorful world of musical expression to seasoned professionals tearing up the stage at sold out concerts around the globe will appreciate our lineup. Washburn guitars offer the chance to explore your musical capabilities and to further deepen your musical development, inspired by the sounds of our amazing signature artists Nuno Bettencourt, Stuart Hamm, and the iconic Paul Stanley of Kiss. It is with this legacy of talented artist partners and finely crafted guitars that Washburn continues to influence today's greatest music.



WWW.WASHBURN.COM

HOLLOWBODY
SERIES

“This is a quality guitar, my friends. It’s a hollow-body, 22-fretted masterpiece, and it plays beautifully. For my blues and jazz playing, this guitar is absolutely perfect. But to that end, when I go back to my metal/punk/rock roots, it’s also a great match. It can do anything, and does it well. A jack-of-all-trades, and a master at all of them.”

- CUSTOMER REVIEW - ZAMBONI
ULTIMATEGUITAR.COM

SERIES
FEATURES

STYLE	Semi Acoustic Hollowbody
NECK	Mahogany HB30/HB35/HB36 Models: Hard Maple
TRUSS ROD	Double Adjustable
NUT WIDTH	43 mm
FRETBOARD	Rosewood 22 Frets HB15/17 Models: Rosewood 20 Frets
INLAYS	Dot HB35/36 Models: MOP Split Block/Block
SCALE	24.75"
STRINGS	D’Addario™



MODEL	MODEL	COLOR	BODY	BINDING	BRIDGE & TAILPIECE	TUNERS	PICKUPS	CONTROLS
FEATURES	HB15	TS	Mahogany Top, Back & Sides	7 ply Black/ Cream	Adjustable Rosewood w/ Trapeze tailpiece	Grover® 18:1 Rotomatic Chrome	1 x Vintage Mini Humbucker	1V/1T
	HB30	TS	Maple Top, Back & Sides	Cream Single Ply	Tune-o-matic / Stoptail	Grover® 18:1 Rotomatic Chrome	2 x Humbucker	2V/2T - 3 way toggle
	HB15C	TS	Mahogany Top, Back & Sides	7 ply Black/ Cream	Adjustable Rosewood w/ Trapeze tailpiece	Grover® 18:1 Rotomatic Chrome	1 x Vintage Mini Humbucker	1V/1T
	HB17C	B Matte	Mahogany Top, Back & Sides	6 ply Black/ Cream	Tune-o-matic w/ Trapeze tailpiece	Grover® 18:1 Rotomatic Black	2 x Duncan USM Active Humbucker	1V/1T - 3 way toggle
	HB32	DM	Mahogany Top, Back & Sides	Cream Single Ply	Tune-o-matic / Stoptail	Grover® 18:1 Rotomatic Distressed Bronze	2 x Humbucker	2V/2T - 3 way toggle
	HB35	B, WH, Natural TS, WR	Maple Top, Back & Sides	5 ply Black/ Cream	Tune-o-matic / Stoptail	Grover® 18:1 Rotomatic Gold	2 x Humbucker	2V/2T - 3 way toggle
	HB36	Vintage Matte	Spruce Top, Flame Maple Back & Sides	5 ply Black/ Cream	Tune-o-matic / Stoptail	Grover® 18:1 Rotomatic Distressed Brass w/ black buttons	2 x Distressed Humbucker	2V/2T - 3 way toggle

JAZZ
SERIES

Great feeling, great playing mid price Jazz box. The playability is excellent, this is one of the more comfortable necks I've played.

- PRODUCT REVIEW
GUITAR-FOR-JAZZ.COM

SERIES
FEATURES

NECK
Hard Maple
TRUSS ROD
Double Adjustable
NUT WIDTH
43 mm
FRETBOARD
Rosewood 20 Frets
SCALE
25.5" J3 Model: 24.75"
STRINGS
D'Addario™



MODEL	MODEL	COLOR	STYLE	BODY	INLAYS	BINDING	BRIDGE & TAILPIECE	TUNERS	PICKUPS	CONTROLS
FEATURES	J3	Natural, TS	Jazz Box w/ Florentine Cutaway	Maple Top, Back & Sides	Block	7 ply Black/ Cream	Rosewood w/ "W" Tailpiece	Grover® 18:1 Rotomatic Chrome	2 x Humbucker	2V/2T - 3 way toggle
	J5	TS	Jazz Box w/ Venetian Cutaway	Flame Maple Top, Back & Sides	Abalone Split Block	7 ply Black/ Cream	Rosewood w/ "W" Tailpiece	Grover® 18:1 Rotomatic Gold	2 x Humbucker	2V/2T - 3 way toggle
	J600	Vintage Matte	Jazz Box w/ Venetian Cutaway	Spruce Top, Flame Maple Back & Sides	MOP Block	6 ply Black/ Cream	Adjustable Ebony Bridge w/ Bone saddle / Ebony Tailpiece	Grover® 18:1 Rotomatic Distressed Brass w/ black buttons	1 x Mini Floating Humbucker	1V/1T
	J7V	Natural	Jazz Box w/Bigsby	Spruce w/ Quilt Maple Back & Sides	Abalone Split Block	7 ply Black/ Cream	Tune-o-matic w/ Rosewood base / Bigsby® Vibrato	Grover® Imperial Gold	2 x Humbucker	2V/2T - 3 way toggle


CLASSIC IDOL SERIES

“For 13 years, the Idol has been the guitar world’s best designed singlecut. It’s legacy is found on stages worldwide. From the sleek, progressive lines to the deep cutaway access to the exceptional balance - the Idol gives the player the ultimate singlecut experience. Simply put, it’s a guitar that moves ‘Tradition’ - Forward. “

- ERIC MCKENNA
BOOGIE STREET GUITARS

SERIES FEATURES

BODY	Mahogany w/ Spalted Maple top
NECK	Mahogany
FRETBOARD	Rosewood 22 Frets
TRUSS ROD	Double Adjustable
NUT WIDTH	43 mm
INLAYS	Dot w/Wing inlay at 12th
BINDING	Multi Lam
SCALE	24.75"
PICKUPS	2 x Humbucker
BRIDGE & TAILPIECE	Tune-o-matic / Stoptail
TUNERS	Chrome Die-cast
CONTROLS	2V/2T - 3 way switch
STRINGS	D’Addario™



NATURAL
(SPALTED MAPLE)

FEATURES

MODEL	MODEL	COLOR	STYLE
	WIDLXSPLTD	N	Original Idol

IDOL
SERIES

“What has kept me at Washburn is their determination to create a great company offering great instruments at all price levels. They share my point of view that an entry level player should have quality at a realistic price and the professional shouldn’t be gouged for being able to afford a premium instrument. They continue to show their readiness to do whatever is necessary to reach that goal”.

- PAUL STANLEY

SERIES
FEATURES

STYLE	Single Cutaway Idol
TRUSS ROD	Double Adjustable
NUT WIDTH	43 mm
FRETBOARD	Rosewood 22 Frets
SCALE	24.75"
BRIDGE & TAILPIECE	Tune-o-matic / Stoptail
TUNERS	Chrome Die-cast
CONTROLS	2V/2T - 3 way toggle
STRINGS	D’Addario™



MODEL	MODEL	COLOR	BODY	NECK	INLAYS	BINDING	PICKUPS
FEATURES	WIN14	B, WH, WA	Basswood	Maple Bolt-on	Dot	n/a	2 x Humbucker
	WIN14	FTR	Basswood w/Flame Maple Veneer	Maple Bolt-on	Dot	n/a	2 x Humbucker
	WINSTD	G, TSB	Mahogany w/ Maple Cap	Mahogany Set-neck	Pearl Wing	Cream Single Ply	2 x Duncan USM Humbucker
	WINDLX	FBB, FTSB	Mahogany w/ Maple Cap & Flame Maple Veneer	Mahogany Set-neck	Pearl Wing	5 Ply	2 x Duncan USM Alnico-5 Humbucker

“The XMSTD2 is a reliable guitar that will go to hell and back with you, and would want to do it again. It’s a magnificent instrument that is reliable on stage as it is in studio. It will stand the beating and still would not lose its charm and ability to perform. Washburn did make the instrument that should be considered the most reliable in its class!

- PRODUCT REVIEW
CHORDER.COM

SERIES

FEATURES

- STYLE
Carved Double Cutaway HH
XM12: Double
Cutaway HH
- TRUSS ROD
Double Adjustable
- NUT WIDTH
43 mm
- FRETBOARD
Rosewood 24 Frets
Pro Models:
Ebony 24 Frets
- INLAYS
Offset Dots
- SCALE
25.5"
- CONTROLS
1V/1T - 3 way toggle
- STRINGS
D’Addario™



FEATURES

MODEL	MODEL	COLOR	BODY	NECK	BRIDGE & TAILPIECE	TUNERS	PICKUPS
	XM12	B, MR	Basswood	Maple Bolt-on	Tune-o-matic String through	Black Diecast	2 x Humbucker
	XMSTD2	PB, PWH, TNG	Basswood	Maple Bolt-on	Tune-o-matic Stoptail	Chrome Diecast	2 x Duncan USM Humbucker
	XMDLX2	TNG	Basswood	Canadian Maple Set-neck	Tune-o-matic String Through	Black Diecast	2 x Duncan USM Alnico-5 Humbucker
	XMPRO2 / XMPRO2FR	FBB	Mahogany w/Flm. Maple Veneer	Mahogany Set-neck	Tune-o-matic String through / Floyd Rose®	Grover® 18:1 Black	2 x Duncan USM Alnico-5 Humbucker
	XM120EPRO	C	Basswood	Maple Bolt-on	Tune-o-matic String through	Chrome Diecast	EMG 81/85
	XM120PRO	B, MR	Basswood	Maple Bolt-on	Tune-o-matic String through	Chrome Diecast	Seymour Duncan® SH1N/SH11

RX
SERIES

"I bought this guitar for general learning and it works fantastic for my purposes. Guitar looks great, sounds great, holds tune well. Not a even a smidge of regret in my decision to purchase it. If something happens to mine I am going to continue to own Washburns based on the quality of this one."

SERIES
FEATURES

TRUSS ROD
Double Adjustable
NUT WIDTH
43 mm
FRETBOARD
Rosewood 24 frets
RX6 Model: Rosewood 22 Frets
INLAYS
Dots
SCALE
25.5"
RX6 Model: 22.75"
CONTROLS
1V/1T - 3 way toggle
STRINGS
D'Addario™



MODEL	MODEL	COLOR	STYLE	BODY	NECK	BINDING	BRIDGE & TAILPIECE	PICKUPS
FEATURES	RX6	B, MC	3/4 size Double Cutaway HH	Basswood	Maple Bolt-on	n/a	Tune-o-matic / String Through	2 x Humbucker
	RX10	MB, MRD, VSB	Double Cutaway HSS	Basswood	Maple Bolt-on	n/a	Fulcrum Trem	2 x Single Coils & 1 Humbucker
	RX20	FVSB, FWSB	Double Cutaway HSS	Basswood w/Flame Maple Veneer	Maple Bolt-on	Cream Single Ply	Fulcrum Trem	2 x Single Coils & 1 Humbucker
	RX50	FVSB, FBSB	Carved Double Cutaway HH	Carved Mahogany w/Flame Maple Veneer	Mahogany Set-neck	Multi Ply	Tune-o-matic / String Through	2 x Duncan USM Alnico-5 Humbucker

NUNO
BETTENCOURT SERIES

"1990, sitting on the porch on a smoldering summer night in Massachusetts. Just me and one of my best friends, my Washburn. For a few glorious minutes, a cool breeze sweeps in on us carrying in the wind a G major, a C, and A minor and a D major, the rest is history...More Than Words."
- NUNO BETTENCOURT

SERIES
FEATURES

- STYLE
Nuno - Stephen's Cutaway
N7 Models: Nuno 7-string - Stephen's Cutaway
- FRETBOARD
22 Frets
N2/N24 Models: Rosewood
N4/N7 Models: Ebony
- TRUSS ROD
Double Adjustable
- NUT WIDTH
43 mm
7 String Models: 48 mm
- INLAYS
Dot
N2TATTOO Model: Mourning Widow
- SCALE
25.5"
- BRIDGE & TAILPIECE
Floyd Rose®
- TUNERS
Grover® 18:1 Chrome
N4AUTHENTIC Model: Grover® 18:1 Chrome/Gotoh Mixed Set
- CONTROLS
1V push/pull - 3 way toggle
- STRINGS
D'Addario™



Table with 6 columns: MODEL, MODEL, COLOR, NECK, BODY, PICKUPS. Rows include N2, N2TATTOO, N24, N4E, N4, and N7 with their respective specifications.

P4
SERIES

“Customers have been asking us to bring back the P4 for years. With 2013 being our 130th Anniversary, it just felt like the right time. With a chambered body and easy access neck joint, this guitar has a smooth feel and sweet as honey tone with beautiful blooming notes that cover any style of music.”

SERIES
FEATURES


BODY	Mahogany w/ Maple cap
NECK	Mahogany
FRETBOARD	Ebony 22 Frets
TRUSS ROD	Double Adjustable
NUT WIDTH	43 mm
INLAYS	Pearl Tear Drop
BINDING	White
SCALE	24.75"
PICKUPS	Seymour Duncan® 59 x 2
BRIDGE & TAILPIECE	Tune-o-matic w/Schaller Fine tuning tailpiece
TUNERS	Grover 18:1 Chrome
CONTROLS	1V/1T - 3 way switch
STRINGS	D'Addario™



TIFFANY BLUE
(TB)

SILVER SPARKLE
(SS)

FEATURES

MODEL	COLOR	STYLE
 MADE IN THE USA		
P4	TB, SS	Single Cutaway

PAUL
STANLEY
SERIES

“I believe in all my signature models because they are based on the tried and true elements and combinations that have made the great iconic guitars of the past sixty years remain the benchmark. By injecting that familiarity with an aggressive style and edge, I’ve created something I call “History With An Attitude”. My guitars feel and sound like the guitars I grew up wanting, playing and collecting.”

- PAUL STANLEY

SERIES
FEATURES

BODY
Mahogany
NECK
Mahogany Set Neck
TRUSS ROD
Double Adjustable
NUT WIDTH
43 mm
SCALE
24.75"
TUNERS
Grover® 18:1 Chrome PS10: Chrome Diecast
STRINGS
D’Addario™



MODEL	MODEL	COLOR	STYLE	FRETBOARD	INLAYS	BINDING	BRIDGE & TAILPIECE	PICKUPS	CONTROLS
FEATURES	PS10	B, WH	Paul Stanley Starfire	Rosewood 22 Jumbo Frets	Dot	n/a	Tune-o-matic / Stoptail	2 x Mini Humbucker	2V/2T - 3 way toggle
	PS12	B, WH	Paul Stanley Starfire	Ebony 22 Jumbo Frets	Pearl/Abalone Split Block	n/a	Tune-o-matic / Custom Star Tailpiece	2 x Mini Humbucker	2V/2T - 3 way toggle
	PSV2000	B, WH	Paul Stanley V	Ebony 22 Jumbo Frets	Pearl/Abalone Split Block	n/a	Tune-o-matic / Stoptail	1 x Humbucker	1V/1T
	PSV2200	B, WH, CM, RS	Paul Stanley V	Ebony 22 Jumbo Frets	Pearl/Abalone Split Block	Cream Single Ply	Tone Pros® Tune-O-Matic with Tone Pros® Stop Tailpiece	1 x Seymour Duncan® JB	1V/1T
	PS2012	B, WH	Paul Stanley Starfire	Ebony 22 Jumbo Frets	Pearl/Abalone Split Block	n/a	Tone Pros® Locking Tune-O-Matic / Custom Star Tailpiece	2 x Seymour Duncan® SM3 Mini Humbucker	2V/2T - 3 way toggle

TIME TRAVELER SERIES

"I had a vision and the challenge was creating it. As someone who has collected some pretty stellar examples of classic vintage guitars I know both their magic and their myths. "New" can be spectacular. "Old" can be subpar and vice versa. The Washburn Starfire Time Traveler Series imparts a classic iconic guitar that never was, with a life, soul and mojo that rivals decades of travel on countless musical journeys. This is a guitar that not only screams vintage; It whispers it. From the construction to the colors. From the case to the hangtags it's all there. Pick one up and play it. The next trip starts with you."

- PAUL STANLEY

SERIES FEATURES

BODY	Mahogany
NECK	Mahogany Set Neck
TRUSS ROD	Double Adjustable
NUT WIDTH	43 mm
FRETBOARD	Ebony 22 Jumbo Frets
SCALE	24.75"
INLAYS	Pearl/Abalone Split Block
TUNERS	Grover® 18:1 Nickel
BRIDGE & TAILPIECE	Tone Pros T.O.M / Custom Tailpiece
PICKUPS	Seymour Duncan® SM3 Mini Humbuckers x 2
CONTROLS	2V/2T - 3 way switch
STRINGS	D'Addario™



MODEL	MODEL	COLOR	STYLE
PS2012R	MADE IN THE USA		
	CR, GM, PB, PW	Limited Edition Time Traveler w/Certificate of Authenticity	

STU HAMM SERIES

"I've been working with Washburn for years now, and after the success of my line of acoustic basses, we are ready to launch my line of signature electric basses, THE HAMMER! I have combined all of my years of experience with the expertise of Washburns' master builders to come up with a line of basses that will enable you to greatly expand your horizons as a bass player. The combinations of tones available on these instruments combined with the sleek body design, light weight and huge tone has added a new voice to my bass vocabulary."

- STU HAMM

SERIES

FEATURES

STYLE	The Hammer
TRUSS ROD	Double Adjustable
NUT WIDTH	42 mm USA Models: 41 mm
FRETBOARD	Rosewood 24 Frets
SCALE	34"
STRINGS	GHS



MODEL	MODEL	COLOR	BODY	NECK	INLAYS	BRIDGE & TAILPIECE	TUNERS	PICKUPS	CONTROLS
	SHB30	Gloss B, SVS	Basswood	Maple Bolt-on	Dot	Hardtail	Diecast Black	Passive J style pickups	2V/1T
	SHB40	Gloss RS, TNG	Mahogany	Maple Bolt-on	Yin Yang/Bass Clef	Hardtail	Diecast Black	Active J & MM style pickups	1V/1T, Blend
	SHB60	Natural Matte, Gloss TSS	Alder	Maple Bolt-on	Yin Yang/Bass Clef	Hardtail w/ Piezo saddles	Diecast Black	Active J & MM style pickups + Piezo	1V/1T, Blend, Piezo volume
	MADE IN THE USA								
	SHBH3	Natural Matte, Matte TNG	Alder	Maple w/Radial Neck Joint	Dot	Black Hipshot® w/Piezo Pickups	Black Hipshot® Lollipop w/ D-Tuner	Exclusive EMG® X Series Stu Hamm w/Piezo Preamp	2V/1T & Piezo Volume

Washburn
GUITARS

WWW.WASHBURN.COM

TAURUS

BASS SERIES

“I’ve owned the T24 Bass for about three years now. I’m mainly an acoustic or electric guitarist but every now and then I like to slap some bass and man you can’t beat this quality for the price. The neck just feels good too. Has a nice action. The pickups will give you a wide range of tones from super bassy to a punchy treble. Love her.”

- DANIEL LAMANNA

SERIES

FEATURES

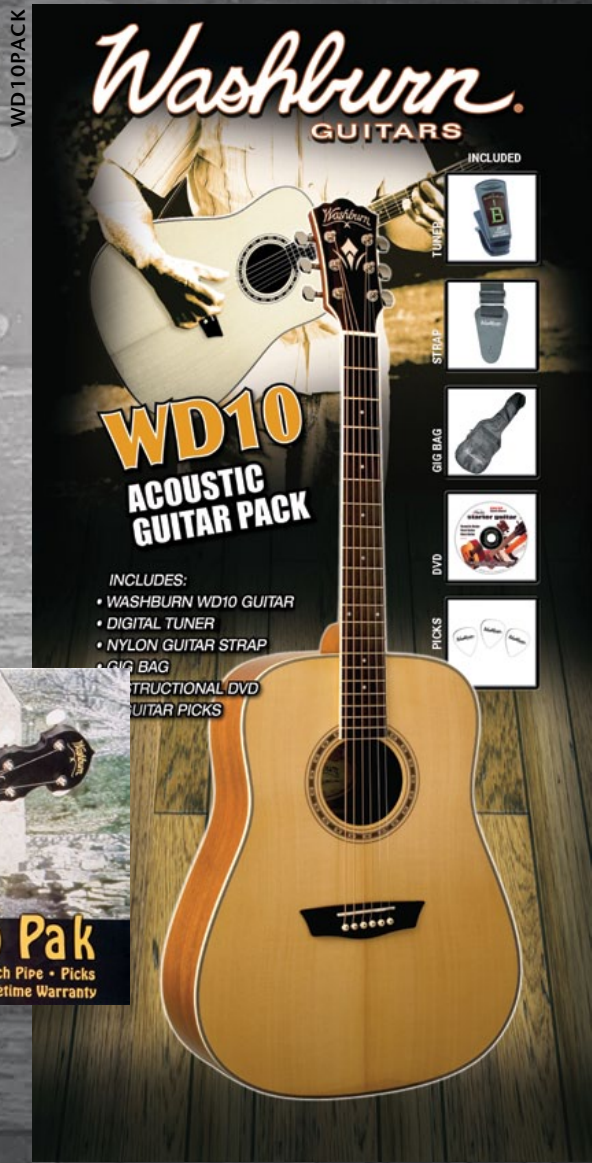
STYLE
4-String Bass
TRUSS ROD
Double Adjustable
NUT WIDTH
42 mm
FRETBOARD
Rosewood 24 Frets
SCALE
34"
BRIDGE & TAILPIECE
Hardtail
STRINGS
D’Addario™



MODEL	MODEL	COLOR	BODY	NECK	INLAYS	TUNERS	PICKUPS	CONTROLS
FEATURES	T12	B, MR	Basswood	Maple Bolt-on	Dot	Diecast Chrome	P-Style	1V/1T
	T14	CG	Basswood	Maple Bolt-on	Dot	Diecast Chrome	P & J Style	2V/1T
	T14	QTB, QTBL, QTS	Basswood w/Quilt Top	Maple Bolt-on	Dot	Diecast Chrome	P & J Style	2V/1T
	T24	Natural Matte	Mahogany	Maple/Mahogany Multi-Lam Neck-Thru	Offset Dot	Grover® 18:1 Chrome	Passive J Style	2V/2T
	T25	Natural Matte	Mahogany	Maple/Mahogany Multi-Lam Neck-Thru	Offset Dot	Grover® 18:1 Chrome	Passive J Style	2V/2T

WASHBURN
PACKS

WASHBURN
ACCESSORIES



PACK	MODEL	COLOR	STYLE	TOP	SIDES & BACK
	WD10PACK	Natural	Dreadnought Pack	Spruce	Mahogany
	WD10CEPACK	Natural	Cutaway Dreadnought Pack	Spruce	Mahogany
	M1K	TSB	A Mandolin Pack	Spruce	Maple
	M3EK	TSB	F Mandolin Pack	Spruce	Maple
	B8K	Natural	Banjo Pack	Remo Head	Mahogany





MODEL






FEATURES

MODEL	STYLE	SIZE
ACOUSTIC AMPLIFIERS		
WA30 / WA20	Brown - 30 watt / 20 Watt	n/a
CASES & GIGBAGS		
GB34	Deluxe Gigbag	3/4 Electric Guitar
GB4 / GB6	Deluxe Gigbag	Electric Guitar / Electric Bass
GB3 / GB40	Gigbag	Electric Bass / Electric Guitar
GB70	Gigbag	Acoustic Guitar
GCDNDLX / GCGADLX	Deluxe Hard Case	Dreadnought Acoustic Guitar / Grand Auditorium Acoustic Guitar
GCMJDLX / GCJDLX / GCPJDLX	Deluxe Hard Case	Mini Jumbo Acoustic Guitar / Jumbo Acoustic Guitar / Petite Jumbo Acoustic Guitar
GCEADLX	Deluxe Hard Case	Florentine Festival Guitar
GC78	Hard Case	Jazz Guitar
GC90	Molded Hard Case	Classical Guitar
BC80 / BC82	Case	B9 Banjo / Banjo
MC90 / MC92	Case	A Style Mandolin / F Style Mandolin
MC93	Vintage Hard Case	Mandolin - M108SWK, M118SWK
GCCR / GCRS	Hard Case	Round neck Resonator / Square neck Resonator
GC141 / GC142	Deluxe Hard Case	Vintage Parlor Case - Brown
GC44	Hard Case	Acoustic Bass - AB40, AB45
ROGC	Case	Rover

SIGNATURE ARTISTS



WASHBURN ARTISTS





WWW.WASHBURN.COM



Washburn Guitars is a Division of U.S. Music Corp.
1000 Corporate Grove Drive • Buffalo Grove, IL 60089
Tel: (800) 877-6863 • Fax: (847) 949-8444