



Washburn
GUITARS
A CHICAGO ORIGINAL SINCE 1883



Washburn Guitars' legacy of world-renowned excellence in acoustic instruments changed the course of contemporary guitar building in the late 1800s into the early part of the last century. As a tribute to our heritage and the heritage of American acoustic music, Washburn has brought back recreations of its early 20th century acoustics. Following the success of the Lakeside Jumbo from 1912 and Solo Deluxe from 1937, we have added variations of these models as well as introducing Parlor guitars based on Washburn designs from more than 100 years ago. We are also proud to announce that legendary Allman Bros. and Gov't Mule guitarist, Warren Haynes has chosen the Washburn Solo Deluxe 5249 as his signature acoustic guitar, proving once again that this time-tested design continues to inspire the greatest artists.

Since our beginning in 1883, Washburn has continued to build upon our foundation of high quality craftsmanship right down to the very last detail. Using modern materials and techniques we continue to improve upon our highly regarded instruments of the past as we look to bold new designs in a bright future. Our acoustics embody thoughtful details like easy playability, touch sensitive feel, and inspiring tone in every guitar.




LAKE SIDE SERIES

FEATURES

SERIES

- FINISH
Gloss
- NECK
Satin Mahogany
w/2 way Trussrod
- FRETBOARD
Rosewood
20 Frets
- BINDING
Cream Multi-lam
- NUT WIDTH
43mm
- BRIDGE
Rosewood
- NUT & SADDLE
Bone
- TUNERS
Wilkinson Butterbean
- STRINGS
D'Addario™



MODEL	MODEL	COLOR	STYLE & ELECTRONICS	TOP	SIDES & BACK	BRACING	INLAYS	SCALE	ROSETTE
FEATURES	LSJ743S	Natural, TS	Lakeside Jumbo	Solid Sitka Spruce	Rosewood	Quarter Sawn Scalloped Sitka Spruce Bracing	Dot	25.5"	Black/Cream/Black
	LSB768SE	Natural	Lakeside Jumbo Baritone w/Fishman® Sonitone System	Solid Sitka Spruce	Rosewood	Quarter Sawn Scalloped Sitka Spruce Bracing	Pearl dots/diamonds	29"	Herringbone
	MADE IN THE USA								
	LSJ749	Natural	Lakeside Jumbo	Solid Adirondack Spruce	Solid Rosewood	Quarter Sawn Scalloped Adirondack Spruce Bracing	Dot	25.5"	Herringbone
	LSB769	Natural	Lakeside Jumbo Baritone	Solid Adirondack Spruce	Solid Rosewood	Quarter Sawn Scalloped Adirondack Spruce Bracing	Dot	29"	Herringbone


SOLO
DELUXE
SERIES


{ "It turned out exactly like I hoped it would...
they're very versatile instruments." }

- WARREN HAYNES

SERIES
FEATURES

- FINISH
Gloss
- NECK
Satin Mahogany
w/2 way Trussrod
- FRETBOARD
Rosewood
20 Frets
- INLAYS
Dot
- BINDING
Cream Multi-Lam
- NUT WIDTH
43mm
- ROSETTE
Herringbone
- BRIDGE
Rosewood
- NUT & SADDLE
Bone
- TUNERS
Grover® Gold
Open Gear
- STRINGS
D'Addario™




MODEL	MODEL	COLOR	TOP	SIDES & BACK	STYLE & ELECTRONICS	BRACING	SCALE
FEATURES	WSD5240S / WSD5240SCE	Natural, TS	Solid Sitka Spruce	Rosewood	Grand Auditorium / Grand Auditorium cutaway w/Fishman® Isys+ Tuner/Preamp	Quarter Sawn Scalloped Sitka Spruce Bracing	25.5"
	 MADE IN THE USA						
	WSD5249	TS	Solid Adirondack Spruce	Solid Rosewood	Grand Auditorium	Quarter Sawn Scalloped Adirondack Spruce Bracing	24.9"

WARREN
HAYNES

TRAVEL SERIES

"This is a great little travel companion, it sounds clear and robust for being so small. The full size fretboard is nice and feels like a really expensive acoustic and the white binding really sets off the visual appeal. The quality is outstanding, from select tonewoods to premium machine heads."

- GARDNER1727




SERIES	
MODEL	RO10
STYLE	Rover Travel Size
FINISH	Matte
COLOR	Natural, B, TBL, TR
TOP	Solid Spruce
SIDES & BACK	Mahogany
BRACING	Quarter Sawn Scalloped Sitka Spruce Bracing
NECK	Mahogany
FRETBOARD	Rosewood 19 Frets
INLAYS	Offset Dot
BINDING	Cream Multi-Lam
SCALE	23.75"
NUT WIDTH	43mm
ROSETTE	ABS
BRIDGE	Rosewood
NUT & SADDLE	ABS
TUNERS	Chrome Open Gear
STRINGS	D'Addario™

FEATURES

FEATURES

SERIES	
MODEL	WD10CE
STYLE & ELECTRONICS	Dreadnought Cutaway w/Fishman® 301T
FINISH	Gloss
COLOR	Natural, B, BL, R
TOP	Spruce
SIDES & BACK	Mahogany
BRACING	Quarter Sawn Scalloped Sitka Spruce Bracing
NECK	Satin Mahogany w/2 way Trussrod
FRETBOARD	Rosewood 20 Frets
INLAYS	Dot
BINDING	Cream
SCALE	25.5"
NUT WIDTH	43mm
ROSETTE	Custom Wood Inlay
BRIDGE	Rosewood
NUT & SADDLE	ABS
TUNERS	Chrome Diecast
STRINGS	D'Addario™

"Apprentice Series guitars are for the serious beginner who wants a guitar that sounds great, plays great and will serve them well as they progress."



APPRENTICE SERIES

HARVEST SERIES

"For the price I paid, I didn't expect it to be a great guitar but when I opened it up I was very surprised by the quality and finish. Whether you are new to guitar or someone looking for a nice second axe, I don't know how you could be disappointed with this one."

- FARG



SERIES	
FEATURES	
MODELS	WD7S / WD7SCE WG7S / WG7SCE
FINISH	Gloss
COLOR	Natural WD7S/WD7SCE: Also in ATB
STYLE & ELECTRONICS	WD: Dreadnought WD/CE: Dreadnought Cutaway w/EQ4-T Tuner/Preamp WG: Grand Auditorium WG/CE: Grand Aud. Cutaway w/EQ4-T Tuner/Preamp
TOP	Solid Sitka Spruce
SIDES & BACK	Mahogany
BRACING	Quarter Sawn Scalloped Sitka Spruce Bracing
NECK	Satin Mahogany w/2 way Trussrod
FRETBOARD	Rosewood 20 Frets
INLAYS	Dot
BINDING	Cream
SCALE	25.5"
NUT WIDTH	43mm
ROSETTE	Custom Wood Inlay
BRIDGE	Rosewood
NUT & SADDLE	ABS
TUNERS	Chrome Diecast
STRINGS	D'Addario™

SERIES

SERIES

"Performing songsmiths who want to plug in, forget about technical matters, and just play will find the WD10SCE an ideal - and inexpensive- platform for their amplified excursions"

- CHARLES SAUFLEY - NEW GEAR REVIEW
ACOUSTIC GUITAR

HERITAGE SERIES

MODELS	WD10S / WD10SCE WD10SLH / WD10SCELH WD10S12 / WD10SCE12 WF10S / WF10SCE, WF11S / WF11SCE WG10S / WG10SCE
FINISH	Gloss
COLOR	Natural - WD10S/WD10SCE: Also in ATB, B
STYLE & ELECTRONICS	WD / WD-CE: Dreadnought / Cutaway version w/Fishman® Isys+ Tuner/Preamp *Left handed (LH) & 12 string (12) versions WF / WF-CE: Folk / Cutaway version w/ Fishman® Isys+ Tuner/Preamp WG / WG-CE: Grand Auditorium / Cutaway version w/Fishman® Isys+ Tuner/Preamp
TOP	10 Models: Solid Sitka Spruce 11 Models: Solid Cedar
SIDES & BACK	Mahogany
BRACING	Quarter Sawn Scalloped Sitka Spruce Bracing
NECK	Satin Mahogany w/2 way Trussrod
FRETBOARD	Rosewood 20 Frets
INLAYS	Dot
BINDING	Cream Multi-Lam
SCALE	25.5"
NUT WIDTH	43mm
ROSETTE	Custom Wood Inlay
BRIDGE	Rosewood
NUT & SADDLE	Bone
TUNERS	Chrome Diecast
STRINGS	D'Addario™



AUGUSTA
SERIES

"The WD30SCE played easily and sounded crisp, full, and very well balanced. The workmanship on this guitar is impressive"

- ART THOMPSON - GEAR TEST DRIVE
GUITARPLAYER.COM



SERIES	
MODELS	WD30S / WD30SCE
STYLE & ELECTRONICS	WD / WD-CE: Dreadnought / Cutaway version w/Fishman® Presys+ Tuner/Preamp
FINISH	Natural Gloss
TOP	Solid Sitka Spruce
SIDES & BACK	Quilted Tamo Ash
BRACING	Quarter Sawn Scalloped Sitka Spruce Bracing
NECK	Satin Mahogany w/2 way Trussrod
FRETBOARD	Rosewood 20 Frets
INLAYS	Dot
BINDING	Cream Multi-Lam
SCALE	25.5"
NUT WIDTH	43mm
ROSETTE	Custom Wood Inlay
BRIDGE	Rosewood
NUT & SADDLE	Bone
TUNERS	Gold Diecast
STRINGS	D'Addario™

FEATURES

FEATURES

SERIES	
MODELS	WJ40S / WJ40SCE / EA40SCE Deluxe Models: WJ45S / WJ45SCE / WJ45SCE12
STYLE & ELECTRONICS	WJ / WJ-CE: Jumbo / Cutaway version w/Fishman® Presys+ Tuner/Preamp EA40SCE: Thin Jumbo Florentine Cutaway w/Fishman® Presys+ Tuner/Preamp
FINISH	Natural Gloss
TOP	Solid Sitka Spruce
SIDES & BACK	Flame Maple
BRACING	Quarter Sawn Scalloped Sitka Spruce Bracing
NECK	Satin Mahogany w/2 way Trussrod
FRETBOARD	Rosewood 20 Frets
INLAYS	Dot
BINDING	Cream Multi-Lam Deluxe Models: Rosewood/Maple/Abalone
SCALE	25.5"
NUT WIDTH	43mm
ROSETTE	Custom Wood Inlay Deluxe Models: Abalone
BRIDGE	Rosewood
NUT & SADDLE	Bone
TUNERS	Gold Diecast
STRINGS	D'Addario™

CUMBERLAND
& CUMBERLAND DELUXE SERIES

"This guitar is superb! Its tone, action, and looks is just simply amazing. I don't want to compare this guitar to other guitars at its price range due to the fact that this guitar should really be at least 2 or 3 times its price. Once you pick this one up; it's really hard to put it down!"

- J.L.IEL



JUMBO
SERIES

“This guitar was built for men with big hands
and big fingers and you know what they say
about men with big hands, they play better”.

- WILLIE K



STYLE & ELECTRONICS
Jumbo Cutaway w/Fishman® Presys+ Tuner/Preamp
FINISH
Natural Satin
TOP
Solid Sitka Spruce
SIDES & BACK
Koa
BRACING
Quarter Sawn Scalloped Sitka Spruce Bracing
NECK
Satin Maple w/2 way Trussrod
FRETBOARD
Rosewood 20 Frets
INLAYS
Dot
BINDING
Abalone
SCALE
25.5"
NUT WIDTH
44mm
ROSETTE
Abalone
BRIDGE
Rosewood
NUT & SADDLE
Bone
TUNERS
Gold Diecast
STRINGS
D'Addario™

SERIES
FEATURES

SERIES
FEATURES

“The WD160SW has a slightly scooped-mid sound,
great for recording or vocal accompaniment, as it
keeps the guitar out of the way of a singer.”

- TOM SPAULDING
WASHBURN GUITAR REVIEW - GUITAR.COM



MODELS
WD150SW / WD150SWCE WD160SW / WD160SWCE WD250SW / WD250SWCE
STYLE & ELECTRONICS
WD / WD-CE: Dreadnought / Cutaway version w/Fishman® Presys Blend w/ Sonicore pickup, anti-feedback control, built-in mic w/level control & endpin jack
FINISH
Natural Gloss
TOP
Solid Sitka Spruce WD160 Models: Solid Cedar
SIDES & BACK
Solid Mahogany WD250 Models: Solid Rosewood
BRACING
Quarter Sawn Scalloped Sitka Spruce Bracing
NECK
Satin Mahogany w/2 way Trussrod
FRETBOARD
Rosewood 20 Frets
INLAYS
Offset Dot
BINDING
Mahogany WD250 Models: Rosewood
SCALE
25.5"
NUT WIDTH
43mm
ROSETTE
Abalone
BRIDGE
Rosewood
NUT & SADDLE
Bone
TUNERS
Chrome Diecast
STRINGS
D'Addario™



CUTAWAY
JUMBO (WJ-CE)



NATURAL
(SPRUCE)



DREADNOUGHT
(WD)



CUTAWAY
DREADNOUGHT
(WD-CE)



NATURAL
(CEDAR)



NATURAL
(SPRUCE)

COMFORT
SERIES

SERIES
FEATURES


FINISH	Gloss
BRACING	Quarter Sawn Scalloped Sitka Spruce Bracing
NECK	Satin Mahogany w/2 way Trussrod
FRETBOARD	Rosewood 21 Frets Deluxe Models: 20 Frets
INLAYS	Dot
BINDING	Cream Multi-Lam
SCALE	25.5"
NUT WIDTH	43mm
ROSETTE	Abalone Deluxe Models: Alternating maple & mahogany
BRIDGE	Rosewood Deluxe Models: Rosewood bound w/Mahogany
NUT & SADDLE	Graphtech Nubone Deluxe Models: Black NuBone®
TUNERS	Chrome Diecast Deluxe Models: Grover® 18:1 Ebonite buttons
STRINGS	D'Addario™

"The Venetian cutaway facilitates good access to the upper registers and the WCD18CE's treble is clear and bright enough to encourage venturing up the dusty end. Employing the services of the Fishman onboard pickup reveals a capable system providing a punchy amplified tone. The bass and treble controls work well and offer excellent tonal variations."

- STEVE HARLEY - PRODUCT REVIEW
MUSICRADAR.COM



Contoured tops and backs for comfortable playability.



MODEL	MODEL	COLOR	TOP	SIDES & BACK	STYLE & ELECTRONICS
	WCD18	Natural	Contoured Select Spruce	Contoured Mahogany	Dreadnought
	WCD18CE	Natural, B	Contoured Select Spruce	Contoured Mahogany	Dreadnought Cutaway w/Fishman® Isys+ Tuner/Preamp
	WCG18CE	Natural, B	Contoured Select Spruce	Contoured Mahogany	Grand Auditorium Cutaway w/Fishman® Isys+ Tuner/Preamp
	COMFORT DELUXE				
	WCG25SCE	Natural	Solid Spruce	Rosewood w/comfort beveled Mahogany elbow rest	Venetian Cutaway Grand Auditorium w/Fishman® Presys+ Tuner/Preamp
	WCG55CE	Natural	Koa	Koa w/comfort beveled Mahogany elbow rest	Venetian Cutaway Grand Auditorium w/Fishman® Presys+ Tuner/Preamp
	WCG66SCE	Natural	Solid Cedar	Spalted Maple w/comfort beveled Mahogany elbow rest	Venetian Cutaway Grand Auditorium w/Fishman® Presys+ Tuner/Preamp

PARLOR SERIES

"Washburn Guitars was just around the corner, and a big part of Maxwell Street in the early 1900s...you already know the rest of the story of Delta Blues in Sweet Home Chicago. No matter how far I've drifted...I always feel a little closer home (and what it's really all about) when I pick up this guitar."

STEVE D
BUCKCHERRY

SERIES FEATURES

STYLE	Parlor
FINISH	Natural Satin
BRACING	Quarter Sawn Scalloped Sitka Spruce Bracing
NECK	Mahogany
FRETBOARD	Rosewood 18 Frets
BINDING	Cream Multi-Lam
SCALE	24.75"
NUT WIDTH	44mm
ROSETTE	Abalone
BRIDGE	Rosewood
NUT & SADDLE	Bone
TUNERS	Distressed open gear classical
STRINGS	D'Addario™



MODEL	MODEL	TOP	SIDES & BACK	INLAYS
FEATURES	WP11SNS	Solid Cedar	Mahogany	Dots
	WP21SNS	Solid Cedar	Rosewood	Dots
	WP26SNS	Solid Cedar	Rosewood	Fancy
	WP5234S	Solid Cedar w/ Gold Leaf top inlay	Rosewood	Fancy

VINTAGE
SERIES

"After making an album in Tucson, Arizona, I wanted a sound that would remind me of that place; dry and hot and laid back, and my Washburn parlor guitar does that while looking so handsome at the same time!"

- KT TUNSTALL

SERIES
FEATURES

FINISH
Vintage Matte

BRACING
Quarter Sawn Scalloped
Sitka Spruce Bracing

NECK
Mahogany
Parlor Models:
Mahogany V shape

BINDING
Cream Multi-Lam/
Rope Purfling

SCALE
24.75"


NUT WIDTH
48mm
WJ130EK: 44mm

ROSETTE
Abalone

BRIDGE
Ebony
WJ130EK: Rosewood

NUT & SADDLE
Bone

STRINGS
D'Addario™



MODEL	MODEL	TOP	SIDES & BACK	STYLE & ELECTRONICS	FRETBOARD	INLAYS	TUNERS
FEATURES	R314K	Spruce	Trembesi	Parlor	Ebony 18 Frets	Fancy	Distressed Classical
	R319SWK	Solid Spruce	Solid Trembesi	Parlor	Ebony 18 Frets	n/a	Distressed Classical
	R320SWRK	Solid Spruce	Solid Rosewood	Parlor	Ebony 18 Frets	Tree of Life	Distressed Classical
	R360K	Spruce	Trembesi	Parlor w/biscuit resonator cone	Rosewood 20 Frets	Fancy	Distressed Classical
	WSJ124K	Spruce	Trembesi	Southern Jumbo	Rosewood 20 Frets	Snow Flake	Grover® Sta-Tite
	WJ130EK	Spruce	Rosewood	Jumbo w/Passive Piezo bridge pickup	Rosewood 20 Frets	Snow Flake	Distressed Wilkinson® brass butter bean

Washburn
GUITARS

WWW.WASHBURN.COM

KT
TUNSTALL


CLASSICAL
SERIES

SERIES
FEATURES

- FINISH
Natural Gloss
- BRACING
Quarter Sawn Scalloped
Sitka Spruce Bracing
- NECK
Mahogany
- BINDING
Black Multi-Lam
- FRETBOARD
Rosewood
19 Frets
- SCALE
25.5"
- NUT WIDTH
52mm
- ROSETTE
Mosaic
- BRIDGE
Rosewood
- STRINGS
D'Addario™

"I play a wide mixture of music, ranging from classical to praise music to pop music arranged for classical guitar. The C64CE delivers for me in this area. The solid spruce top gives an intense projection, & I'm sure this will only get better with time. The tone & sound quality fit my playing style on target."

- SKAREKROW - CUSTOMER REVIEW
HARMONY CENTRAL



MODEL	MODEL	TOP	SIDES & BACK	STYLE & ELECTRONICS	TUNERS
	C5 / C5CE	Spruce	Mahogany	Classical / Classical Cutaway w/EVT Tuner/Preamp	Classical Chrome w/Pearloid Button
	C40	Spruce	Mahogany	Classical	Classical Chrome
	C44CE	Spruce	Mahogany	Classical Cutaway w/EQ4-T Tuner/Preamp	Classical Chrome
	C80S	Solid Cedar	Rosewood	Classical	Classical Gold
	C64SCE	Solid Spruce	Mahogany	Classical Cutaway w/B-Band™ A3T	Classical Gold
	C104SCE	Solid Cedar	Rosewood	Classical Cutaway w/B-Band™ A3T	Classical Gold


ACOUSTIC
BASS SERIES

"I had been playing Washburn acoustic basses for a long time, and I love the sound and I love the company, but no one made an acoustic bass that had an adjustable, intonatable bridge. So after years, we finally came up with the Washburn AB40SH that has the intonatable bridge."

- STU HAMM

SERIES
FEATURES

- FINISH
Gloss
- BRACING
Quarter Sawn Scalloped
Sitka Spruce Bracing
- NECK
Mahogany
- INLAYS
Dot
Signature Models:
Ying Yang
- BINDING
Cream Multi-Lam
- ROSETTE
ABS
- STRINGS
D'Addario™



MODEL	MODEL	COLOR	TOP	SIDES & BACK	STYLE & ELECTRONICS	FRETBOARD	SCALE	NUT WIDTH	BRIDGE	NUT & SADDLE	TUNERS
	AB5	Natural, B	Spruce	Mahogany	Cutaway w/Round Soundhole & QPH Preamp	Rosewood 22 Frets	32"	42mm	Rosewood	Plastic	Chrome Diecast
	AB10	B	Spruce	Mahogany	Cutaway w/Slotted Soundhole & Custom Piezo	Rosewood 23 Frets	34"	40mm	Rosewood	Plastic	Grover® Exclusive
	AB40	VS	Arched Spruce	Arched Maple	Cutaway w/Slotted Soundhole & Custom Piezo	Rosewood 24 Frets	34"	40mm	Monorail w/Piezo	Graphite	Grover® Exclusive
	AB45	VS	Arched Spruce	Arched Maple	Cutaway w/Slotted Soundhole & Custom Piezo	Rosewood 24 Frets	34"	40mm	Monorail w/Piezo	Graphite	Grover® Exclusive
STU HAMM SIGNATURE											
	AB40SH	BCB, Natural	Arched Spruce	Arched Maple	Arch Top Cutaway w/ Custom Piezo	Rosewood 24 Frets	34"	40mm	Monorail w/Piezo	Graphite	Grover® Exclusive

STU
HAMM


MANDOLIN
SERIES

"Today, more and more guitar players are picking up the mandolin. They're often looking for a bigger sound and approach the instrument with a more aggressive style. The M-120 is aimed at giving them a more comfortable, high quality instrument with a "throatier" tone and more volume."

- RICHIE OWENS

SERIES
FEATURES

FINISH
Gloss
Vintage Series: Matte
TOP
Carved Solid Spruce
M1S Models: Solid Spruce
SCALE
13.75"
NUT WIDTH
28mm
Signature/Vintage Series: 31mm
BRIDGE
Adjustable Rosewood
Signature/Vintage Series: Adjustable Ebony
STRINGS
D'Addario™



MODEL	MODEL	COLOR	SIDES & BACK	STYLE & ELECTRONICS	NECK	FRETBOARD	INLAYS	BINDING	TUNERS
FEATURES	M1S	TSB	Maple	"A" Style w/ F holes	Maple - Joined at 12th fret	Rosewood 20 Frets	Dot	Multi Lam	Diecast chrome
	M1SDL	B, TR, TBL	Maple	"A" Style w/ Oval Soundhole	Maple - Joined at 12th fret	Rosewood 20 Frets	Dot	Multi Lam	Gold Closed Gear w/Pearloid Buttons
	M3SW	SB	Solid Maple	Florentine	Maple - Joined at 12th fret	Rosewood 24 Frets	Snowflake	Multi Lam	Gold Closed Gear w/Pearloid Buttons
	M3SWE	TWR	Solid Maple	Florentine w/ MG-2 Preamp	Maple - Joined at 12th fret	Rosewood 24 Frets	Snowflake	Multi Lam	Gold Closed Gear w/Pearloid Buttons
	M6SW	SB	Solid AAA Flame Maple	Florentine	Flame Maple - Dovetail Joined at 12th fret	Ebony 24 Frets	Flower	Herringbone	Gold Closed Gear w/Pearloid Buttons
	RICHIE OWENS SIGNATURE								
	M120	TSB	Carved Solid Flame Maple	Florentine	Flame Maple - Dovetail Joined at 12th fret	Ebony 24 Frets	Dot	Herringbone	Gold Open Gear
	VINTAGE SERIES								
	M106SW / M108SW	Vintage Matte	Solid Mahogany	"A" Style / Florentine	Maple - Joined at 12th fret	Ebony 24 Jumbo Frets / 20 Jumbo Frets	MOP Dot	n/a	Distressed Open Gear
	M116SW	Vintage Matte	Solid Flame Maple	"A" Style	Flame Maple - Dovetail Joined at 12th fret	Ebony 20 Jumbo Frets	MOP Dot	Ivoroïd Herringbone/ Rope Purfling	Distressed Open Gear
	M117SW	Vintage Matte	Solid Flame Maple	2 Point Double Cutaway	Flame Maple - Dovetail Joined at 12th fret	Ebony 24 Jumbo Frets	MOP Dot	Ivoroïd Herringbone/ Rope Purfling	Distressed Open Gear
	M118SW	Vintage Matte	Solid Flame Maple	Florentine	Flame Maple - Dovetail Joined at 12th fret	Ebony 24 Jumbo Frets	MOP Dot	Ivoroïd Herringbone/ Rope Purfling	Distressed Open Gear
	M226SW	Vintage Matte	Carved Solid Flame Maple	"A" Style Mandola	Flame Maple - Dovetail Joined at 12th fret	Ebony 22 Jumbo Frets	MOP Dot	Ivoroïd Herringbone/ Rope Purfling	Distressed Open Gear

RICHIE
OWENS

BANJO SERIES

"The B16 has been just what I needed on tour with Miranda, from acoustic practices to arena stages. Everybody on the tour knows its sound since I sometimes roam the hallways picking chase music as I follow our crew around."

CHRIS KLINE
MIRANDA LAMBERT

FEATURES

SERIES

- HEAD
Remo® Head
B120K / B6 Models:
Distressed Remo® Head
- BRIDGE
Maple w/Ebony Tip
- FRETBOARD
Rosewood 22 Frets
B17K Model:
Ebony 22 Frets
- STRINGS
D'Addario™



SUNBURST (SB)



TOBACCO SUNBURST (TSB)

FEATURES

MODEL	MODEL	FINISH	COLOR	STYLE	SIDES & BACK	NECK	INLAYS	RIM	SCALE	NUT WIDTH	TONE RING	TUNERS
	BM3	Matte	Natural	Banjo-lin	Walnut	Mahogany	Dots	Walnut	13.75"	28mm	n/a	Open Gear
	B6	Matte	Natural	6 String Open Back	Mahogany	Mahogany	Dots	Mahogany	25.5"	43mm	n/a	Diecast
	B7	Matte	Natural	5 String Open Back	Mahogany	Mahogany	Dots	Mahogany	27.5"	30mm	n/a	Diecast
	B9	Gloss	SB	5 String	Mahogany	Mahogany	Dots	Aluminum	27.5"	30mm	n/a	Diecast
	B10	Gloss	SB	5 String	Mahogany	Mahogany	Fancy	Aluminum	27.5"	30mm	n/a	Diecast
	B102	Satin	Natural	5 String Open Back	Maple	Maple	Dots	Aluminum	27.5"	31mm	n/a	Diecast
	B11	Gloss	Natural	5 String	Mahogany	Mahogany	Dots	Mahogany	26.35"	31mm	Rolled Brass	Diecast
	B14	Gloss	Natural	5 String	Mahogany	Mahogany	Dots	Maple	26.35"	31mm	Bell Brass	Planetary
	B16	Gloss	TSB	5 String	Flame Maple	Maple	Fancy	3ply Solid Maple	26.35"	31mm	Bell Brass	Planetary
	B17	Gloss	TSB	5 String	Flame Maple	Maple (engraved heel & back of headstock)	Fancy	3ply Solid Maple	26.35"	31mm	Bell Brass	Planetary
	B120	Matte	Vintage	5 String	Maple	Maple	Fancy	Maple	26.35"	31mm	Rolled Brass	Planetary


RESONATOR
SERIES

SERIES
FEATURES

- FINISH
Gloss
Signature Models:
Matte
- INLAYS
Offset Dot
- BINDING
White Multi-Ply
- BRIDGE
Aluminum Spider Bridge
w/Maple & Ebony Top Saddle
- TUNERS
Chrome Die-cast
Signature Models:
Wilkinson® Green Button
- STRINGS
D’Addario™

“Overall I was just blown away with the Washburn R45 and it has brought back that stoke and excitement in my guitar playing. I feel the same exhilaration that I had as a groom when I played my first chord or caught my first wave! I get excited to play it and it has now become a permanent part of my quiver.”

· PRODUCT REVIEW
GUITAR-FOR-JAZZ.COM



FEATURES	MODEL	MODEL	COLOR	TOP	SIDES & BACK	STYLE & ELECTRONICS	NECK	FRETBOARD	SCALE	NUT WIDTH
		R15S	TSB	Mahogany	Mahogany	Spider Resonator	Mahogany Square Neck Joined at 12th fret	Rosewood 19 Frets	25"	47.6mm
		R15R	TSB	Mahogany	Mahogany	Spider Resonator	Mahogany Round Neck Joined at 12th fret	Rosewood 19 Frets	25"	43mm
		R15RCE	TSB	Mahogany	Mahogany	Spider Resonator Cutaway w/Single Coil 1V/1T Pickup	Mahogany Round Neck Joined at 12th fret	Rosewood 20 Frets	24.75"	43mm
		R45RCE	TRH	Flame Maple	Flame Maple	Spider Resonator Cutaway w/Single Coil 1V/1T Pickup	Hard Maple Round Neck Joined at 12th fret	Rosewood 20 Frets	24.75"	43mm
		RICHIE OWENS SIGNATURE								
		R60BCE	B	Maple	Maple	Spider Resonator Cutaway w/Lace Sensor Pickup	Mahogany Extra-wide Round Neck Joined at 12th fret	Rosewood 20 Frets	24.75"	48mm
		R60RCE	TRH	Flame Maple	Flame Maple	Spider Resonator Cutaway w/Lace Sensor Pickup	Mahogany Extra-wide neck joined at 12th fret	Rosewood 20 Frets	24.75"	48mm



From rock n' roll, country music, bluegrass and jazz, our electric guitars cater to every player's musical styles and tastes. Everyone from beginners taking their first step into the colorful world of musical expression to seasoned professionals tearing up the stage at sold out concerts around the globe will appreciate our lineup. Washburn guitars offer the chance to explore your musical capabilities and to further deepen your musical development, inspired by the sounds of our amazing signature artists Nuno Bettencourt, Stuart Hamm, and the iconic Paul Stanley of Kiss. It is with this legacy of talented artist partners and finely crafted guitars that Washburn continues to influence today's greatest music.

2014 marks the return of one of our most popular and enduring series, the original Washburn Idol. The Idol has been with us in one form or another for the last 15 years and its unmistakable shape is uniquely Washburn. When you choose an Idol, you make a statement that you're not just an ordinary guitar player and that statement can be seen and heard from all the way from the last row of the stadium.



**WASHBURN
ELECTRICS**

Bill Lawrence Pickups™

TonePros®

Floyd Rose®

GROVER®
WORLD'S FINEST MACHINE HEADS

Buzz Feiten
gun in system®

HOLLOWBODY
SERIES

“This is a quality guitar, my friends. It’s a hollow-body, 22-fretted masterpiece, and it plays beautifully. For my blues and jazz playing, this guitar is absolutely perfect. But to that end, when I go back to my metal/punk/rock roots, it’s also a great match. It can do anything, and does it well. A jack-of-all-trades, and a master at all of them.”

- CUSTOMER REVIEW - ZAMBONI
ULTIMATEGUITAR.COM

SERIES
FEATURES

- STYLE

Semi Acoustic
Hollowbody
- NECK

Mahogany
HB30/HB35/HB36
Models: Hard Maple
- TRUSS ROD

Double Adjustable
- NUT WIDTH


43 mm
- FRETBOARD

Rosewood 22 Frets
HB15/17 Models:
Rosewood 20 Frets
- INLAYS

Dot
HB35/36 Models:
MOP Split Block/Block
- SCALE

24.75”
- STRINGS

D’Addario™



MODEL	MODEL	COLOR	BODY	BINDING	BRIDGE & TAILPIECE	TUNERS	PICKUPS	CONTROLS
FEATURES	HB15	TS	Mahogany Top, Back & Sides	7 ply Black/Cream	Adjustable Rosewood w/ Trapeze tailpiece	Grover® 18:1 Rotomatic Chrome	1 x Vintage Mini Humbucker	1V/1T
	HB30	TS	Maple Top, Back & Sides	Cream Single Ply	Tune-o-matic / Stoptail	Grover® 18:1 Rotomatic Chrome	2 x Humbucker	2V/2T - 3 way toggle
	HB15C	TS	Mahogany Top, Back & Sides	7 ply Black/Cream	Adjustable Rosewood w/ Trapeze tailpiece	Grover® 18:1 Rotomatic Chrome	1 x Vintage Mini Humbucker	1V/1T
	HB17C	B Matte	Mahogany Top, Back & Sides	6 ply Black/Cream	Tune-o-matic w/ Trapeze tailpiece	Grover® 18:1 Rotomatic Black	2 x Duncan USM Active Humbucker	1V/1T - 3 way toggle
	HB32	DM	Mahogany Top, Back & Sides	Cream Single Ply	Tune-o-matic / Stoptail	Grover® 18:1 Rotomatic Distressed Bronze	2 x Humbucker	2V/2T - 3 way toggle
	HB35	B, WH, Natural TS, WR	Maple Top, Back & Sides	5 ply Black/Cream	Tune-o-matic / Stoptail	Grover® 18:1 Rotomatic Gold	2 x Humbucker	2V/2T - 3 way toggle
	HB36	Vintage Matte	Spruce Top, Flame Maple Back & Sides	5 ply Black/Cream	Tune-o-matic / Stoptail	Grover® 18:1 Rotomatic Distressed Brass w/ black buttons	2 x Distressed Humbucker	2V/2T - 3 way toggle
	HB45	WH	Maple Top, Back & Sides	5 ply Black/Cream	Tune-o-matic / Stoptail	Grover® 18:1 Rotomatic Gold	2 x Humbucker	2V/2T - 3 way toggle

JAZZ
SERIES

Great feeling, great playing mid price Jazz box. The playability is excellent, this is one of the more comfortable necks I've played.

- PRODUCT REVIEW
GUITAR-FOR-JAZZ.COM

SERIES
FEATURES

NECK
Hard Maple
TRUSS ROD
Double Adjustable
NUT WIDTH
43 mm
FRETBOARD
Rosewood 20 Frets
SCALE
25.5" J3 Model: 24.75"
STRINGS
D'Addario™



MODEL	MODEL	COLOR	STYLE	BODY	INLAYS	BINDING	BRIDGE & TAILPIECE	TUNERS	PICKUPS	CONTROLS
FEATURES	J3	Natural, TS	Jazz Box w/ Florentine Cutaway	Maple Top, Back & Sides	Block	7 ply Black/ Cream	Rosewood w/ "W" Tailpiece	Grover® 18:1 Rotomatic Chrome	2 x Humbucker	2V/2T - 3 way toggle
	J5	TS	Jazz Box w/ Venetian Cutaway	Flame Maple Top, Back & Sides	Abalone Split Block	7 ply Black/ Cream	Rosewood w/ "W" Tailpiece	Grover® 18:1 Rotomatic Gold	2 x Humbucker	2V/2T - 3 way toggle
	J600	Vintage Matte	Jazz Box w/ Venetian Cutaway	Spruce Top, Flame Maple Back & Sides	MOP Block	6 ply Black/ Cream	Adjustable Ebony Bridge w/ Bone saddle / Ebony Tailpiece	Grover® 18:1 Rotomatic Distressed Brass w/ black buttons	1 x Mini Floating Humbucker	1V/1T
	J7V	Natural	Jazz Box w/Bigsby	Spruce w/ Quilt Maple Back & Sides	Abalone Split Block	7 ply Black/ Cream	Tune-o-matic w/ Rosewood base / Bigsby® Vibrato	Grover® Imperial Gold	2 x Humbucker	2V/2T - 3 way toggle

CLASSIC
IDOL
SERIES

“For 13 years, the Idol has been the guitar world’s best designed singlecut. It’s legacy is found on stages worldwide. From the sleek, progressive lines to the deep cutaway access to the exceptional balance - the Idol gives the player the ultimate singlecut experience. Simply put, it’s a guitar that moves ‘Tradition’ - Forward. “

- ERIC MCKENNA
BOOGIE STREET GUITARS

SERIES

FEATURES

STYLE	Original Idol
TRUSS ROD	Double Adjustable
NUT WIDTH	43 mm
SCALE	24.75"
PICKUPS	2 x Humbucker
BRIDGE & TAILPIECE	Tune-o-matic / Stoptail
CONTROLS	2V/2T - 3 way switch
STRINGS	D'Addario™



COGNAC
(CG)



NATURAL MAHOGANY
(NM)



NATURAL SPALTED
MAPLE (SPLTD)



TRANS RED
(TR)



VINTAGE MATTE

FEATURES

MODEL	MODEL	COLOR	BODY	NECK	FRETBOARD	INLAYS	BINDING	TUNERS
	WIDLXSPLTD	Natural Gloss Splated Maple	Mahogany w/ Spalted Maple top	Mahogany	Rosewood 22 Frets	Blocks w/ Wing inlay at 12th	Multi Lam	Chrome Die-cast
	WI40NM	Natural Satin Mahogany	Mahogany	Canadian Maple	Ebony 22 Jumbo Frets	Pearloid Block	n/a	Grover® 18:1 Black
	WI60V	Vintage Matte	Mahogany w/ Spruce veneer	Mahogany	Rosewood 22 Frets	Pearloid Block	Multi Lam	Grover® 18:1 Black
	WI64TRK	Gloss Trans Red	Mahogany	Mahogany	Rosewood 22 Frets	Dots	n/a	Grover® 18:1 Chrome
MADE IN THE USA - 15 YEAR ANNIVERSARY MODEL								
	WI68XVCG	Gloss Cognac	Mahogany w/ Flame Maple Cap	Mahogany	Rosewood 22 Frets	Offset Maple blocks	n/a	Grover® 18:1 Gold

IDOL SERIES


“What has kept me at Washburn is their determination to create a great company offering great instruments at all price levels. They share my point of view that an entry level player should have quality at a realistic price and the professional shouldn’t be gouged for being able to afford a premium instrument. They continue to show their readiness to do whatever is necessary to reach that goal”.

- PAUL STANLEY

SERIES

FEATURES

STYLE	Single Cutaway Idol
TRUSS ROD	Double Adjustable
NUT WIDTH	43 mm
FRETBOARD	Rosewood 22 Frets
SCALE	24.75"
BRIDGE & TAILPIECE	Tune-o-matic / Stoptail
TUNERS	Chrome Die-cast
CONTROLS	2V/2T - 3 way toggle
STRINGS	D’Addario™



MODEL	MODEL	COLOR	BODY	NECK	INLAYS	BINDING	PICKUPS
FEATURES	WIN14	B, WH, WA	Basswood	Maple Bolt-on	Dot	n/a	2 x Humbucker
	WIN14	FTR	Basswood w/Flame Maple Veneer	Maple Bolt-on	Dot	n/a	2 x Humbucker
	WINSTD	G, TSB	Mahogany w/ Maple Cap	Mahogany Set-neck	Pearl Wing	Cream Single Ply	2 x Duncan USM Humbucker
	WINDLX	FBB, FTSB	Mahogany w/ Maple Cap & Flame Maple Veneer	Mahogany Set-neck	Pearl Wing	5 Ply	2 x Duncan USM Alnico-5 Humbucker

“The XMSTD2 is a reliable guitar that will go to hell and back with you, and would want to do it again. It’s a magnificent instrument that is reliable on stage as it is in studio. It will stand the beating and still would not lose its charm and ability to perform. Washburn did make the instrument that should be considered the most reliable in its class!

- PRODUCT REVIEW
CHORDER.COM

SERIES

FEATURES

STYLE
Carved Double Cutaway HH XM12: Double Cutaway HH
TRUSS ROD
Double Adjustable
NUT WIDTH
43 mm
FRETBOARD
Rosewood 24 Frets Pro Models: Ebony 24 Frets
INLAYS
Offset Dots
SCALE
25.5"
CONTROLS
1V/1T - 3 way toggle
STRINGS
D’Addario™




MODEL	MODEL	COLOR	BODY	NECK	BRIDGE & TAILPIECE	TUNERS	PICKUPS
	XM12	B, MR	Basswood	Maple Bolt-on	Tune-o-matic String through	Black Diecast	2 x Humbucker
	XMSTD2	PB, PWH, TNG	Basswood	Maple Bolt-on	Tune-o-matic Stoptail	Chrome Diecast	2 x Duncan USM Humbucker
	XMDLX2	TNG	Basswood	Canadian Maple Set-neck	Tune-o-matic String Through	Black Diecast	2 x Duncan USM Alnico-5 Humbucker
	XMPRO2 / XMPRO2FR	FBB	Mahogany w/Flm. Maple Veneer	Mahogany Set-neck	Tune-o-matic String through / Floyd Rose®	Grover® 18:1 Black	2 x Duncan USM Alnico-5 Humbucker
	XM120EPRO	C	Basswood	Maple Bolt-on	Tune-o-matic String through	Chrome Diecast	EMG 81/85
	XM120PRO	B, MR	Basswood	Maple Bolt-on	Tune-o-matic String through	Chrome Diecast	Seymour Duncan® SH1N/SH11

"I bought this guitar for general learning and it works fantastic for my purposes. Guitar looks great, sounds great, holds tune well. Not a even a smidge of regret in my decision to purchase it. If something happens to mine I am going to continue to own Washburns based on the quality of this one."

SERIES
FEATURES

TRUSS ROD	Double Adjustable
NUT WIDTH	43 mm
FRETBOARD	Rosewood 24 frets RX6 Model: Rosewood 22 Frets
INLAYS	Dots
SCALE	25.5" RX6 Model: 22.75"
CONTROLS	1V/1T - 3 way toggle
STRINGS	D'Addario™



MODEL	MODEL	COLOR	STYLE	BODY	NECK	BINDING	BRIDGE & TAILPIECE	PICKUPS
FEATURES	RX6	B, MC	3/4 size Double Cutaway HH	Basswood	Maple Bolt-on	n/a	Tune-o-matic / String Through	2 x Humbucker
	RX10	MB, MRD, VSB	Double Cutaway HSS	Basswood	Maple Bolt-on	n/a	Fulcrum Trem	2 x Single Coils & 1 Humbucker
	RX20	FVSB, FWSB	Double Cutaway HSS	Basswood w/Flame Maple Veneer	Maple Bolt-on	Cream Single Ply	Fulcrum Trem	2 x Single Coils & 1 Humbucker
	RX50	FVSB, FBSB	Carved Double Cutaway HH	Carved Mahogany w/Flame Maple Veneer	Mahogany Set-neck	Multi Ply	Tune-o-matic / String Through	2 x Duncan USM Alnico-5 Humbucker

NUNO
BETTENCOURT
SERIES

"Whenever I feel the need for something more... I reach for my N4. God knows I've tried to use other guitars in studio... but they lack the ROAR of the N4."

- NUNO BETTENCOURT

SERIES
FEATURES

- STYLE
Nuno - Stephen's Cutaway
N7 Models: Nuno 7-string - Stephen's Cutaway
- FRETBOARD
22 Frets
N2/N24 Models: Rosewood
N4/N7 Models: Ebony
N4CV Model: Carbon
- TRUSS ROD
Double Adjustable
- NUT WIDTH
43 mm
7 String Models:
48 mm
- INLAYS
Dot
N2TATTOO Model: Mourning Widow
- SCALE
25.5"
- BRIDGE & TAILPIECE
Floyd Rose®
- TUNERS
Grover® 18:1
N4AUTHENTIC Model: Grover®
18:1 Chrome/Gotoh Mixed Set
- CONTROLS
1V push/pull - 3 way toggle
- STRINGS
D'Addario™



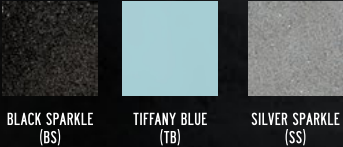
MODEL	MODEL	COLOR	NECK	BODY	PICKUPS
	N2	NM, PS / Vintage	Maple Bolt-on	Basswood / Alder	Bill Lawrence™ L500 bridge & Humbucker neck
	N2TATTOO	Natural Matte	Maple Bolt-on	Mahogany	Bill Lawrence™ L500 bridge & Humbucker neck
	N24	Vintage / PS Vintage	Maple 5-Bolt Stephen's Extended Cutaway	Agathis	Bill Lawrence™ L500 bridge & Humbucker neck
	MADE IN THE USA				
	N4E	PNM	Padauk 5-Bolt Stephen's Extended Cutaway	Padauk	Bill Lawrence™ L500 bridge & Seymour Duncan® '59 neck
	N4	Vintage / Authentic	Birdseye Maple 5-Bolt Stephen's Extended Cutaway	Alder	Bill Lawrence™ L500 bridge & Seymour Duncan® '59 neck
	N4C	Vintage	Carbon Fiber 5-Bolt Stephen's Extended Cutaway	Alder	Bill Lawrence™ L500 bridge & Seymour Duncan® '59 neck
	N7	Vintage	Birdseye Maple 5-Bolt Stephen's Extended Cutaway	Alder	Seymour Duncan® Distortion bridge & '59 neck

P
SERIES

“Customers have been asking us to bring back the P4 for years. With 2013 being our 130th Anniversary, it just felt like the right time. With a chambered body and easy access neck joint, this guitar has a smooth feel and sweet as honey tone with beautiful blooming notes that cover any style of music.”

SERIES
FEATURES

BODY	Mahogany w/ Maple cap
NECK	Mahogany
FRETBOARD	Ebony 22 Frets
TRUSS ROD	Double Adjustable
NUT WIDTH	43 mm
INLAYS	Pearl Tear Drop
BINDING	White
SCALE	24.75"
PICKUPS	Seymour Duncan® 59 x 2
BRIDGE & TAILPIECE	Tune-o-matic w/Schaller Fine tuning tailpiece
TUNERS	Grover 18:1 Chrome
CONTROLS	1V/1T - 3 way switch
STRINGS	D'Addario™



MODEL	MODEL	COLOR	STYLE
	P2	BS, SS	Single Cutaway
MADE IN THE USA			
	P4	TB, SS	Single Cutaway

“I believe in all my signature models because they are based on the tried and true elements and combinations that have made the great iconic guitars of the past sixty years remain the benchmark. By injecting that familiarity with an aggressive style and edge, I’ve created something I call “History With An Attitude”. My guitars feel and sound like the guitars I grew up wanting, playing and collecting.”

- PAUL STANLEY

SERIES
FEATURES

STYLE	Paul Stanley Starfire PS2012R Models: Limited Edition Starfire Relics w/ Certificate of Authenticity
BODY	Mahogany
NECK	Mahogany set neck
FRETBOARD	Ebony 22 jumbo frets PS10: Rosewood 22 jumbo frets
TRUSS ROD	Double adjustable
NUT WIDTH	43 mm
SCALE	24.75"
INLAYS	Pearl/Abalone split block PS10: Dot
BINDING	n/a PSV2200: Cream single ply
TUNERS	Grover® 18:1 Chrome PS10: Chrome Diecast
STRINGS	D’Addario™



MODEL	MODEL	COLOR	BRIDGE & TAILPIECE	TUNERS	PICKUPS	CONTROLS
FEATURES	PS10	B, WH	Tune-o-matic / Stoptail	Chrome Diecast	2 x Mini Humbucker	2V/2T - 3 way toggle
	PS12	B, WH	Tune-o-matic / Custom Star Tailpiece	Grover® 18:1 Chrome	2 x Mini Humbucker	2V/2T - 3 way toggle
FEATURES	MADE IN THE USA					
	PS2012	B, WH	Tone Pros® Locking Tune-O-Matic /Custom Star Tailpiece	Grover® 18:1 Chrome	2 x Seymour Duncan® SM3 Mini Humbucker	2V/2T - 3 way toggle
FEATURES	PS2012R	CR, GM, PB, PW,	Tone Pros® Locking Tune-O-Matic /Custom Star Tailpiece	Grover® 18:1 Nickel	2 x Seymour Duncan® SM3 Mini Humbucker	2V/2T - 3 way toggle

STU HAMM SERIES

"I've been working with Washburn for years now, and after the success of my line of acoustic basses, we are ready to launch my line of signature electric basses, THE HAMMER! I have combined all of my years of experience with the expertise of Washburns' master builders to come up with a line of basses that will enable you to greatly expand your horizons as a bass player. The combinations of tones available on these instruments combined with the sleek body design, light weight and huge tone has added a new voice to my bass vocabulary."

- STU HAMM


SERIES

FEATURES

STYLE	The Hammer
TRUSS ROD	Double Adjustable
NUT WIDTH	42 mm USA Models: 41 mm
FRETBOARD	Rosewood 24 Frets
SCALE	34"
STRINGS	GHS



FEATURES

MODEL	COLOR	BODY	NECK	INLAYS	BRIDGE & TAILPIECE	TUNERS	PICKUPS	CONTROLS
SHB30	Gloss B, SVS	Basswood	Maple Bolt-on	Dot	Hardtail	Diecast Black	Passive J style pickups	2V/1T
SHB40	Gloss RS, TNG	Mahogany	Maple Bolt-on	Yin Yang/ Bass Clef	Hardtail	Diecast Black	Active J & MM style pickups	1V/1T, Blend
SHB60	Natural Matte, Gloss TSS	Alder	Maple Bolt-on	Yin Yang/ Bass Clef	Hardtail w/ Piezo saddles	Diecast Black	Active J & MM style pickups + Piezo	1V/1T, Blend, Piezo volume
 MADE IN THE USA								
SHBH3	Natural Matte, Matte TNG	Alder	Maple w/Radial Neck Joint	Dot	Black Hipshot® w/Piezo Pickups	Black Hipshot® Lollipop w/ D-Tuner	Exclusive EMG® X Series Stu Hamm w/Piezo Preamp	2V/1T & Piezo Volume

Washburn
GUITARS

WWW.WASHBURN.COM

TAURUS

BASS SERIES

"I've owned the T24 Bass for about three years now. I'm mainly an acoustic or electric guitarist but every now and then I like to slap some bass and man you can't beat this quality for the price. The neck just feels good too. Has a nice action. The pickups will give you a wide range of tones from super bassy to a punchy treble. Love her."

- DANIEL LAMANNA

SERIES

FEATURES

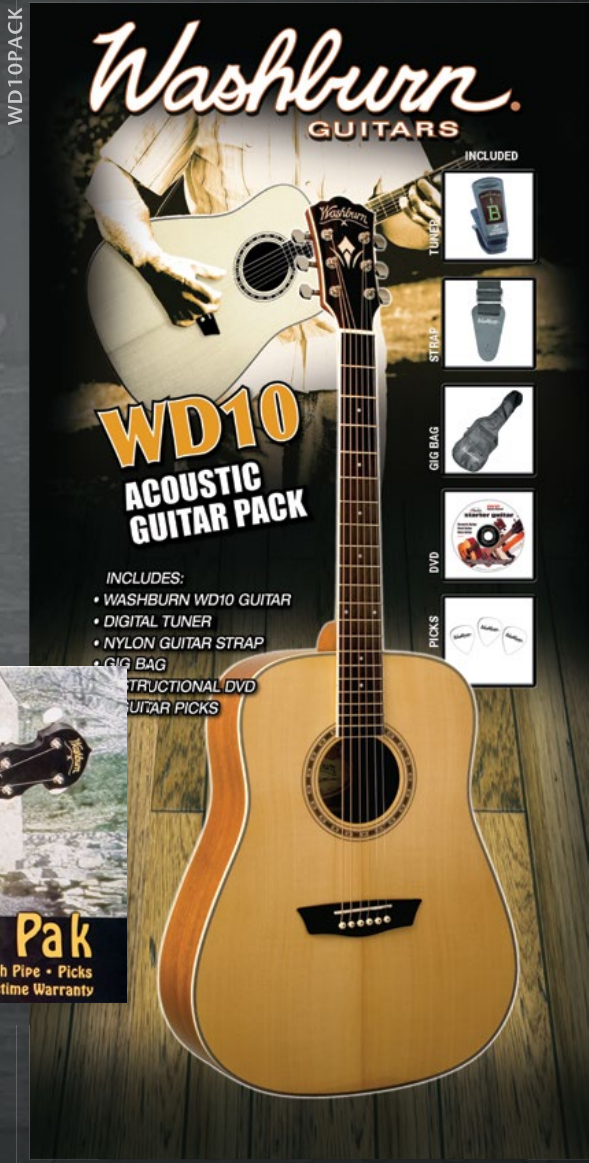
STYLE
4-String Bass T25: 5-String
TRUSS ROD
Double Adjustable
NUT WIDTH
42 mm
FRETBOARD
Rosewood 24 Frets
SCALE
34"
BRIDGE & TAILPIECE
Hardtail
STRINGS
D'Addario™



MODEL	MODEL	COLOR	BODY	NECK	INLAYS	TUNERS	PICKUPS	CONTROLS
FEATURES	T12	B, MR	Basswood	Maple Bolt-on	Dot	Diecast Chrome	P-Style	1V/1T
	T14	CG	Basswood	Maple Bolt-on	Dot	Diecast Chrome	P & J Style	2V/1T
	T14	QTB, QTBL, QTS	Basswood w/Quilt Top	Maple Bolt-on	Dot	Diecast Chrome	P & J Style	2V/1T
	T24	Natural Matte	Mahogany	Maple/Mahogany Multi-Lam Neck-Thru	Offset Dot	Grover® 18:1 Chrome	Passive J Style	2V/2T
	T25	Natural Matte	Mahogany	Maple/Mahogany Multi-Lam Neck-Thru	Offset Dot	Grover® 18:1 Chrome	Passive J Style	2V/2T

WASHBURN
PACKS

WASHBURN
ACCESSORIES





PACK	MODEL	COLOR	STYLE	TOP	SIDES & BACK
FEATURES	WD10PACK	Natural	Dreadnought Pack	Spruce	Mahogany
	WD10CEPACK	Natural	Cutaway Dreadnought Pack	Spruce	Mahogany
	M1K	TSB	A Mandolin Pack	Spruce	Maple
	M3EK	TSB	F Mandolin Pack	Spruce	Maple
	B8K	Natural	Banjo Pack	Remo Head	Mahogany








FEATURES	MODEL	MODEL	STYLE	SIZE
	ACOUSTIC AMPLIFIERS	WA30 / WA20	Brown - 30 watt / 20 Watt	n/a
	CASES & GIGBAGS	GB34	Deluxe Gigbag	3/4 Electric Guitar
		GB4 / GB6	Deluxe Gigbag	Electric Guitar / Electric Bass
		GB3 / GB40	Gigbag	Electric Bass / Electric Guitar
		GB70	Gigbag	Acoustic Guitar
	GCDNDLX / GCGADLX	Deluxe Hard Case	Dreadnought Acoustic Guitar / Grand Auditorium Acoustic Guitar	
	GCMJDLX / GCJDLX / GCPJDLX	Deluxe Hard Case	Mini Jumbo Acoustic Guitar / Jumbo Acoustic Guitar / Petite Jumbo Acoustic Guitar	
	GCEADLX	Deluxe Hard Case	Florentine Festival Guitar	
	GC78	Hard Case	Jazz Guitar	
	GC90	Molded Hard Case	Classical Guitar	
	BC80 / BC82	Case	B9 Banjo / Banjo	
	MC90 / MC92	Case	A Style Mandolin / F Style Mandolin	
	MC93	Vintage Hard Case	Mandolin - M108SWK, M118SWK	
	GCCR / GCRS	Hard Case	Round neck Resonator / Square neck Resonator	
	GC141 / GC142	Deluxe Hard Case	Vintage Parlor Case - Brown	
	GC44	Hard Case	Acoustic Bass - AB40, AB45	
	ROGC	Case	Rover	

SIGNATURE ARTISTS



WASHBURN ARTISTS





WWW.WASHBURN.COM



Washburn Guitars is a Division of U.S. Music Corp.
1000 Corporate Grove Drive | Buffalo Grove, IL 60089
Tel: (800) 877-6863 | Fax: (847) 949-8444