





# WASHBURN

*Washburn International Catalog 2001*



# Our History



In 1883, America was just 100 years old, still a young country in the eyes of the world. Chicago was already recognized as a center for transportation, higher education, journalism and culture. Against this backdrop began the legendary guitars of George Washburn Lyon. Mass production had not yet been introduced. Luthiers were required to hand craft every piece of an instrument themselves. Eventually, the Lyon name was omitted from the trademark and these world class instruments would be known as the guitars of George Washburn, rising to become one of the largest selling brands in the world.

Since George Washburn began hand crafting fine instruments in his Chicago shop in 1883, times have changed. But the standards he established remain the same. Every Washburn instrument reflects one solid principle upon which George built his company into the world's finest manufacturer of premium musical instruments...hand crafted quality.

Just as a guitarist requires imaginative expression, a guitar builder must blend imagination, craftsmanship and pride to create an instrument which provides inspiration and lasting value. Today, the challenge to design and build high quality, hand crafted instruments despite growing demand and market pressure to mass produce remains a daunting one.

The challenge appealed to an enterprising guitar maker, Rudy Schlacher, who responded immediately to the needs of aspiring musicians everywhere. By maintaining the original workmanship of George Washburn while implementing innovative construction techniques, Rudy has made Washburn's latest line of guitars a tremendous value to professional and amateur musicians alike.

Hundreds of thousands of instruments bearing the Washburn name have been inspiring demanding musicians since 1883. Our experience, tradition of quality and attention to detail make each Washburn instrument uniquely valuable and assures a lifetime of musical enjoyment.

"Crafting affordable, quality instruments has been our goal since the beginning of my involvement with Washburn. Some designs, though considered radical at the time, have become industry standards, and are now an integral part of the world music scene. Recognized for their musical instrument innovation, the Washburn luthiers, with the aid of technology, are building our finest instruments ever. As we welcome the 21st Century, we will continue our tradition of excellence. Expect the Washburn legacy to continue."

Rudy Schlacher, CEO, Washburn International



[www.Washburn.com](http://www.Washburn.com)

Since 1883



# Bur Family

Greg Allman  
Kenny Ames  
Jennifer Batten  
John Bell  
Nuno Bettencourt  
Victor Biglione  
Mike Bradford

Big Willie  
David Allen Coe  
George Clinton  
Dimebag Darrell  
Emppu  
Jimmy Dale Gilmore  
Andres Gimenez  
Mona Gnader

Stu Hamm  
Michael Hampton  
John Hiatt  
Toshi Iseda  
Randy Jackson  
Darryl Jones  
Jason Krause  
Bakithi Kumalo

Jeff LaBar  
Kai Markus  
Brian Marshall  
Cornelius Mims  
Vince Neil  
Billy "Bass" Nelson  
Traa & Marcos of P.O.D.

Chuck Rainey  
Tony Saunders  
Rick Savage  
Toby Skoord  
Paul Stanley  
Neil Stubenhaus  
Derek Trucks  
Carl Weathersby



*P*are tonewoods,  
a powerful sound  
and easy playability  
are the trademarks  
of our Jumbo  
guitars.

# J 28S 12 DL

## Jumbo Series

# J 28 SCE DL

### J 28S 12 DL

Like its brother the 6-string version, this model features the finest available 18:1 ratio Grover tuners, assuring that this guitar is not only easy to tune, it will also stay in tune. Play one—it's easier than you think.

### J 28 SCE DL

Not only will your audience be impressed by its tone and look, the on-board electronics will give you easily obtainable control over your tone and the built-in chorus unit will provide a previously unobtainable tonal spectrum without feedback. Players wanted.

### J 12 S

The classic tradition and excellence in tone will surely impress you. Extremely lightweight and responsive, this Grand Auditorium-size guitar features aged rosewood back and sides and a solid spruce top. This instrument will grow in tone and value.

### J 28 S DL

Powerful in tone and awe-inspiring in appearance, the J28SDL is at home on stage and in studio. North American materials such as renewable solid spruce and the finest quilted natural maple are the foundation for a guitar series which will impress you.

# J 28 S DL

# J 12 S



# D46S

## Southwestern Series

### D 46 S

Majestic in stature, simple in design and passionate in its feel, its rich tone will incite emotions rarely achieved by peers. The D46S makes use of the rarest North American quilted ash and close-grained Canadian spruce. In its price range it has no equals.

D 46 S

### D 46 SCE D 46 SCE 12

The two cutaway cousins of the D46S are truly performance and stage models which capture the spirit of the southwest with a modern twist. Easy playability and the Equis Chorus preamp system offer performance with no equal. D46SCE12 is equipped with the Equis Tuner.

D 46 SCE 12

D 46 SCE

*The romance of the Southwestern United States inspired this beautiful acoustic collection. These guitars deserve to share in that rich heritage.*

# D46SCE

# D42SCE

### D 42 S D 42 S12

The combination of Honduran mahogany close-grained Canadian spruce and scalloped bracing create a tone that's warm and passionate. The extremely slim and easy playing neck make even a 12-string a joy to play.

D 42 S12

D 42 S

### D 42 SCE

On its own, the resonance of this guitar is seductive and mesmerizing. Add the Equis Tuner and you will hear tones never thought possible. Grover 18:1 ratio tuners (a Washburn exclusive) are standard on each southwestern model.

### Equis Tuner

This Washburn preamp features a built-in, easy-to-use digital tuner as well as 3-band equalization with mid-sweep and presence controls for greater versatility and control of your favorite sounds on stage or in the studio.



# D42S

Washburn International Catalog 2001

# WASHBURN



**W**ashburn's diligence in selecting the finest of tonewoods insures great sound and great looks. Washburn's dedication to meticulous construction and set up ensures consistency.

# WD 32 S Dreadnought Series

## WD 32 S

Select striped mahogany, solid spruce for the top and thin scalloped spruce braces are the foundation of a great sound. Intricate wood marquetry and a satin finish add to the natural appearance and sound of this guitar. Also available as a cutaway electric (WD 32 SCE).



## D 13 S

### D 13 S

Quilted ash and a solid spruce top provide the basis for a powerful sound. For solo work as well as for accompaniment, this guitar will get you noticed. A rosewood fingerboard and 18:1 Grover tuners are standard, as they are on most Washburns.



## R 305

A recreation of a Washburn guitar from 1893, this guitar captures the feel and tone of a bygone era. Crafted from the finest rosewood, a solid cedar top and exquisite wood marquetry, this guitar is a must for the modern troubador and the serious collector of Washburn's traditional instruments.



## R 305



# F11

## Ashwood Series

The diversity of the Washburn line assures that you will find a model that is right for you. These acoustic models are at home anywhere from the campfire to the coffeehouse.

### F 11

With folk styling and mountain ash top, sides and back, the full-bodied, round-shouldered F11 looks as good as it sounds. A mahogany neck and rosewood fingerboard complement the body and deliver great ease of playability.



### D 11

The highly figured ash used on the D11 provides exceptional tone and is a renewable resource timber. Easy playability and great looks add to its popularity for both new players and experienced pickers.





**The Washburn**  
D10S is the  
Number One  
selling acoustic  
guitar in the  
world. This is the  
result of the  
D10S's playability,  
its use of fine  
tonewoods and  
craftsmanship.

# D10S Dreadnought Series

## D 10 S


The World's Best Selling Acoustic Guitar earned the distinction with superior craftsmanship, tone and value. Voted Number 1 by Acoustic Guitar magazine as the best guitar under \$500.

## D 10 S



## D 10 SCE & D 10 CEQSB

With increased playability from its deep cutaway and with the addition of the Equis Extra preamp system, we created a truly professional guitar at an affordable price.



## Equis Extra

With a 3-band EQ, presence and volume controls, the Equis Extra affords easy operation and fully adjustable sound.

Equipped with both balanced and unbalanced inputs, Washburn's Equis Extra is professionally configured for any stage or studio.

## D 10 SCE

## D 10 CEQSB



**D8**

# Dreadnought Series


**D8 & F8**

Our lowest-priced models meet all critical requirements needed by students and amateurs, with extremely thin, fast neck and easy playing action. Crafted to traditional Washburn standards, this instrument will provide many years of pleasure.

*With a tone that makes any room come alive, and a feel that's as comfortable as an old friend, Washburn's Dreadnought Series features fine tonewoods and resonant construction.*

**F8****WA30****WA 30  
Acoustic Amplifier**

Engineered with the live performer in mind, the WA30's features are unmatched by any other acoustic amp in its price range. Some of the features include 1/4" and XLR inputs, 3-band EQ with mid-sweep, reverb, line-out, and footswitchable stereo chorus with depth and rate control. Combine this with Washburn's straight or tilt-back cabinet, and you are ready to present your true acoustic tone in any situation.





Considered by many to be the trademark Washburn guitar, the Festival series was one of the first acoustic-electrics to incorporate an active electronics system. The heart of the Festival Series is the Washburn Equis Pre-amp, with a modular battery compartment and graphic equalizer.

# EA 20

## Festival Series

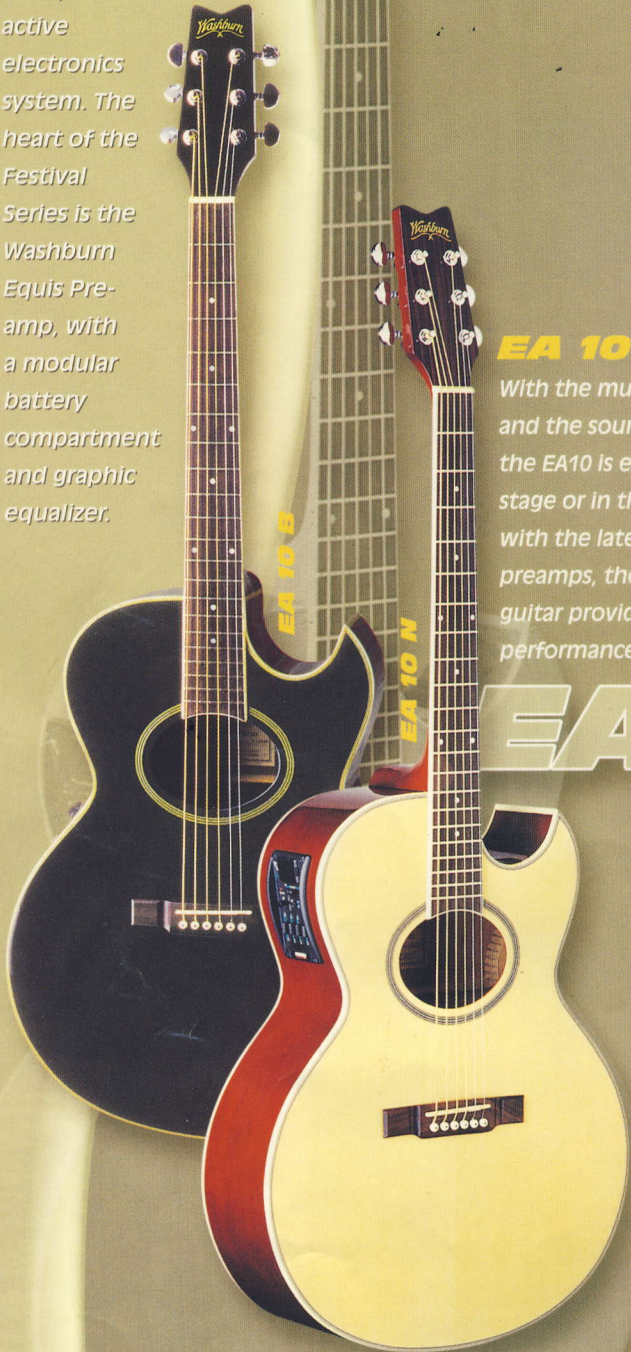
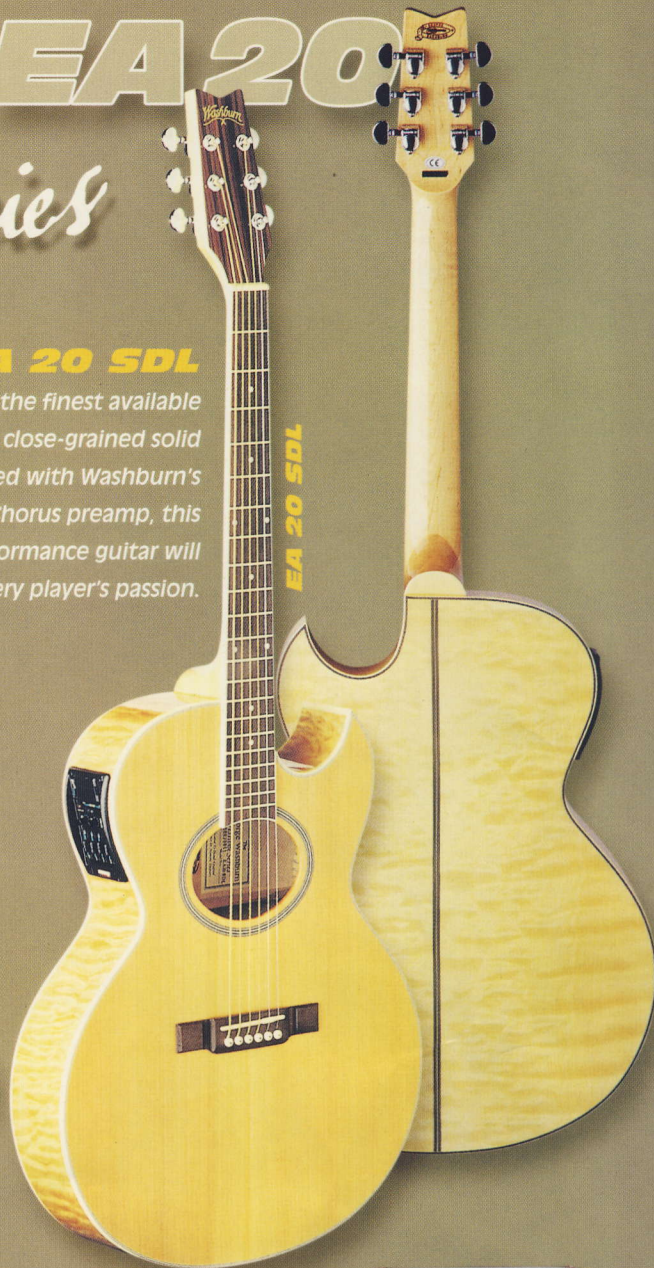
### EA 20 SDL

Crafted using the finest available quilted maple and close-grained solid cedar, and equipped with Washburn's exclusive Equis Chorus preamp, this thin-bodied performance guitar will ignite every player's passion.

### EA 10

With the muscle of an electric and the sound of an acoustic, the EA10 is equally at home on stage or in the studio. Equipped with the latest technology in preamps, the Equis Plus, this guitar provides feedback-free performance at any level.

# EA 10



### Equis Plus

This low noise Washburn preamp features 3-band equalization with mid sweep and presence controls for greater versatility and control of your favorite sounds on stage or in studio. The Equis Plus includes a conveniently located notch filter for feedback elimination and an easily accessed bypass switch for recording sessions.



### Equis Tuner

This Washburn preamp features a built-in, easy-to-use digital tuner as well as 3-band equalization with mid-sweep and presence controls for greater versatility and control of your favorite sounds on stage or in the studio.



Acoustic-Electrics



# EA 18 Acoustic-Electric Series

The vast selection of tonewoods, body sizes and onboard electronics lets you choose the perfect guitar for your individual playing needs.

## EA 18

The EA18 differentiates itself from its cousin the EA16 through the use of exquisite quilted ash tonewood and decorative mother of pearl inlays. The carved rosewood butterfly bridge and the history-inspired crown headstock complete the look of this classic model. This guitar features Washburn's Equis Plus preamp.



## EA 16

Created with the performing musician in mind, these stunning stage models offer more than good looks. The onboard Equis Chorus system will give you sounds previously unobtainable from an acoustic-electric guitar. The 18:1 ratio Grover tuners will keep you in tune throughout your wildest performance.

## Equis Chorus

The Equis Chorus is a powerful, clean preamp with a built-in chorus with rate and depth control, 3-band EQ and presence control. The finest preamp for any application.



# EA 16

# WASHBURN



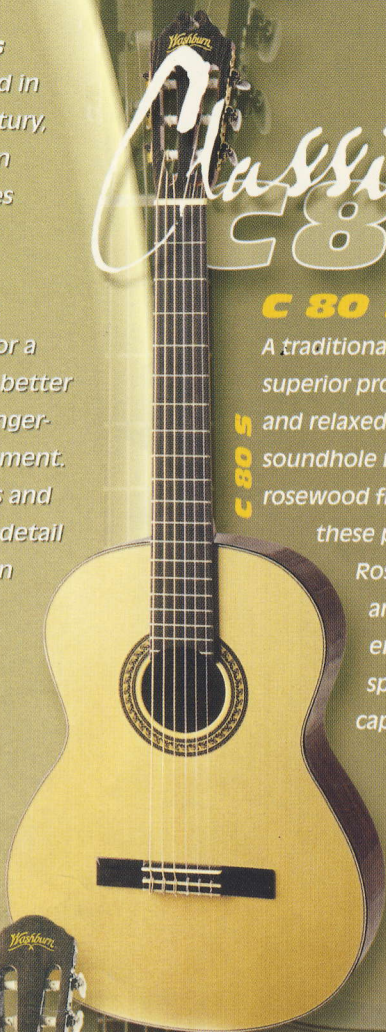
**With roots** firmly planted in the 19th Century, the Washburn Classical Series incorporates the latest in construction techniques for a more stable, better sounding, longer-lasting instrument. Select woods and attention to detail provide for an instrument capable of producing exquisite sound.

# Classical Series

## **C 80 S** The Madrid

A traditional classical guitar with superior projection, balanced tone and relaxed feel. The inlaid soundhole rosette and the bound rosewood fretboard complement these performance qualities.

Rosewood back and sides, and solid spruce top enhance this guitar's sparkling sonic capabilities.




**C 80 S**

## **C 64 CE**

The cutaway allows access to the upper registers, a necessity with modern classical compositions. Its durable construction provides a new level of consistency in any performing situation. The Washburn Equis Extra preamp gives new life to the nuances of classical discipline.

### **Equis Extra**

With a 3-band EQ, presence and volume controls, the Equis Extra affords easy operation and fully adjustable sound. Equipped with both balanced and unbalanced inputs, Washburn's Equis Extra is professionally configured for any stage or studio.



**C 64 CE**

# C 104 SCE

## **C 104 SCE**

Meticulously designed to provide comfortable, easy playing for all styles, the C104SCE uses Washburn's Equis Plus preamp system. Featuring a solid spruce top and rosewood sides and back, the C104SCE has a rich, distinctive, full-bodied tone. Washburn craftsmanship makes this cutaway model a favorite of classical artists, novices and experts alike.


**C 104 SCE**

## **C 40** The Cadiz

This classical guitar plays comfortably and has exceptional balance between registers. Washburn's use of the finest mahogany, rosewood and spruce allows maximum projection of the crisp, articulate timbre of the nylon strings.



**C 40**



### **Equis Plus**

This low noise Washburn preamp features 3-band equalization with mid sweep and presence controls for greater versatility and control of your favorite sounds on stage or in studio. The Equis Plus includes a conveniently located notch filter for feedback elimination and an easily accessed bypass switch for recording sessions.

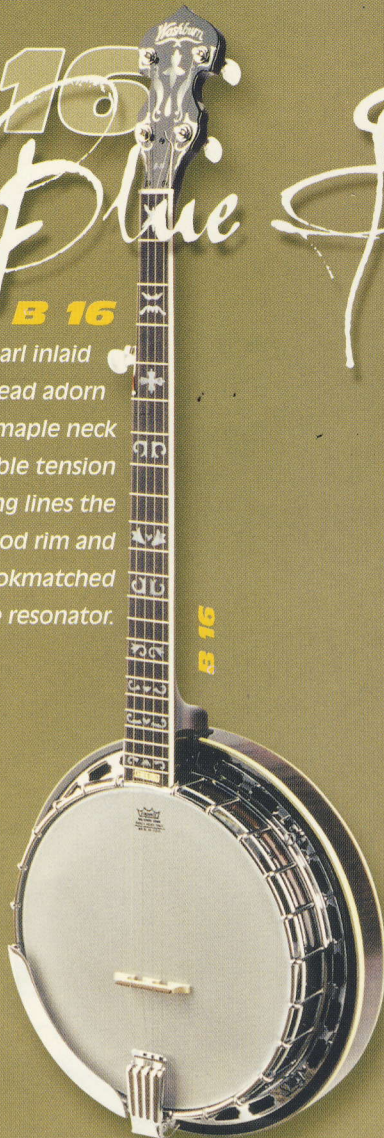
# C 40



# B16 Blue Grass Series

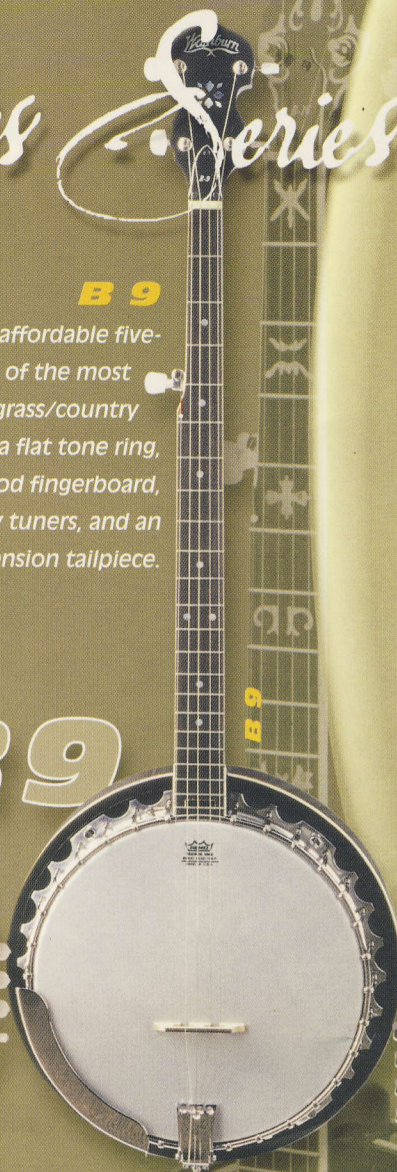
## B 16

An intricate pearl inlaid fingerboard and peghead adorn this bound 5-piece maple neck with double adjustable tension rods. A flat tone ring lines the 14-ply hardwood rim and complements the bookmatched flamed maple resonator.



## B 9

Washburn's most affordable five-string banjo is one of the most respected in bluegrass/country circles. It features a flat tone ring, bound rosewood fingerboard, sealed planetary tuners, and an adjustable tension tailpiece.



From classical to folk, from rock to bluegrass, and from banjo to mandolin, each Washburn instrument will provide years of playing enjoyment, and the pride of owning a Washburn. These traditional favorites all adhere to Washburn's standard of high quality materials and craftsmanship.

## B9

## M2S


### M 2 S

Unique fretboard inlays add to this traditional "A" style mandolin. The M2S features a beautifully carved solid spruce top and flamed maple back.



### M 1 S

Washburn's traditional "A" style shape is handcrafted from mahogany, spruce, maple and rosewood, and features a solid spruce top.



### M 3 SW

Gold hardware and pearloid tuners complete this cutaway Florentine-style mandolin with hand-carved spruce top. The M3SW features North American figured maple sides and back. Also available as an electric (M 3 SWE).



## M3SW

## M1S




*The beautifully carved top of the E-Type elevates this guitar above its peers. Superior hardware and electronics grace the select sapele and mahogany bodies topped with AAA flamed maple. E-Type guitars are 25" scale, with a 3-way or 5-way rotary switch, slim, fast necks, "solar" inlaid fingerboards and Grover 18:1 tuners. The E-Type is available in a selection of rich finishes.*



# E-Type E 100

## E 100

This solid sapele carved top guitar is quality all over, with its sleek body, fast set neck, Duncan pickups, and Grover 18:1 tuners. Volume, tone and three-way switch give it the controls you need for superb performances. Available in TBR and Black. Drive it now!



## E 300

Mahogany with AAA flamed maple cap differentiates this model from the 100, as well as its volume, tone and five-way rotary control configuration.

A Duncan '59 reissue pickup in the neck position and a Duncan Custom Custom round out the tone. Standard colors are Amber, Caramel Burst and Blueburst. Most custom colors are at no extra charge from the USA Custom Shop.



# E 300

## E 400

Take the E300, hollow out the mahogany body, carve a classic F-hole in the AAA flamed maple, and you have a guitar that will create a passion for playing. Resonance, sustain and loads of extras, including the five-way rotary knob and classic solar inlay on the fingerboard make this guitar the one you will play forever.



# E 400



# WI 64

# Idol Series

The **Idol Series** gives guitarists more bang for the buck. A lightning-fast neck with jumbo frets complements the slim line body, and Washburn's Voice Contour Control will give you any tone you desire. VCC changes the tone of the pickup by blending coils rather than using the standard filter. With VCC, you can achieve single coil type sounds to humbucking type sounds and everything in between.

## WI 64

This modern take on the single cutaway is quite innovative in its own way. A wider base allows for a thinner body to be used without balance problems. The set neck allows a slim neck joint and offers comfortable access to the upper register.



# WI 64 DL

## WI 64 DL

With comfort and ease of playing inherent in its design, this performance guitar offers big features like gold hardware, quilt top and the revolutionary VCC.

## BD 25 R

Guitarists will love the BD25R. With 25 watts of power, this reverb-equipped Bad Dog offers 2 channels, high & low inputs, and headphone jack. Small enough to take anywhere and loud enough to fill the room.



# BD 25 R

Washburn International Catalog 2001

# WASHBURN

Electric Guitars



# The BT Series

guitars use maple necks with rosewood fingerboards, high-output Washburn 200 series pickups and chrome Grover tuners. Fixed bridge or trem, opaque or quilt, standard or mini, Washburn makes a BT for everyone.

## BTM Series

### BTM

This mini BT has full size pickups, bridge, tuners, neck width and most importantly, full size tone. Solid alder, maple and rosewood give this mini a big sound. Great for students, travelers, performers and anyone needing a full size guitar in a small package.

## BT2Q

### BT2Q

The BT2Q offers the player all the great solid features of the BT2 plus a beautiful quilt top in a vintage sunburst. The solid alder body combined with the fixed bridge and stop tailpiece provide for impressive sustain and stability.

## BT2

### BT2

Fast becoming an instrument of unmatched value, sound and playability. Perfect for every style and ability. A solid alder body with double cutaways available in three popular colors.

### BT4

The BT4 uses the same solid alder body, maple neck and rosewood fingerboard that the BT series is known for. It has a trem, and a single, single, humbucker pickup layout with a five way switch.

### BT4Q

The quilted top not only enhances the beauty of the BT4Q, it also enhances the tone. Alder gives depth and the maple provides definition. It's been a proven combination for Washburn and gives each BT4Q a unique sonic fingerprint.

## BT4

## BT4Q



# WR 150Q WR Series

*These models*  
are designed to  
rock...fast, hard and  
loud. All models  
feature fast maple  
necks, jumbo frets,  
rosewood fretboards  
and vibrato bars.



WR150 MA




WR150 MBL



WR150 MBZ



WR150 WA



WR1500 TS



WR150 TI



WR150 MC

## WR 150

### WR150

More than just an entry level shredder, this double cutaway guitar with single, single, humbucker pickup configuration offers a wide palette of tones that suit rock, punk, blues, country, alternative and all niches in between.

### BD 12

For rabid tone at home or practice, the BD12 can't be beat. The BD12 kicks out a full 12 watts of power and has gain, overdrive, volume and three tone controls. Also available with reverb (BD 12 R).



## BD 12



*Featuring*  
exquisitely carved  
mahogany bodies,  
choice maple necks,  
rosewood and  
maple fingerboards,  
Washburn's model for  
the new millennium  
was destined to sound  
great. The necks are  
fast, the finishes cool,  
and the design rocks.

# WG 587 V Series



## RS980

With a reverse headstock, sharkfin inlays, Floyd Rose and hum, sing, hum layout there is no doubt that this guitar was designed to shred. The body facets add a new twist to a great look.

## WG587V

Add a Floyd Rose to a seven-string and be careful not to knock your house down. Find out why the seven-string is more popular now than ever. The WG587V comes with two humbuckers and a single coil for added tonal flexibility.



# RS 980

## WG580

A hum, sing, hum pickup configuration dresses up its tone. The Floyd Rose enhances the fast, thin neck and can scream all night while staying in tune.



## CS780

With sharp looking body facets, this hum, sing, hum, double cutaway has a Floyd Rose, slimline body, and sharkfin fretboard inlays. A modern take on a heavy rock/shred classic.



# WG 580

# CS 780



# HB30

# Hollow Body Series

*Chicago is known for the blues, and Washburn is known for its blues guitars. Our hollow body series guitars have become the standard for many of the local and international artists who play their hearts out night after night. Great jazz and blues comes from great hollow body guitars...built by Washburn.*

## HB30

This double cutaway utilizes chrome hardware with a stop tail piece and tune-o-matic style bridge. Primarily maple, this hollow body contains a center block for added sustain.

## HB35

With split block neck inlays, gold hardware and pickups, the HB35 looks as good as it sounds. This maple hollow body also features a sycamore top. A must-have for the hollow body player... offering ultimate sustain, warm tones and a solid inner-block-body construction.



# HB35

## J6

This popular jazz model use a rosewood bridge with a Washburn Reso-Tone tailpiece, and a maple body with a spruce top. Split block inlays adorn the fully bound rosewood fretboard.

## J9

The tune-o-matic bridge offers unmatched stability in intonation. The jazz box body is all maple. Split block inlays in the neck and inlaid headstock logos make this model highly coveted.



## RG 230 SC





**Jennifer Batten,  
Paul Stanley and  
Nuno Bettencourt**

endorse Signature  
Series instruments.  
These models have  
proven ability to  
perform in both live and studio  
situations. Washburn works  
with these artists to guarantee  
that these instruments are  
worthy of bearing the artist's  
name alongside our logo.

# JB100 MIDI

## Signature Series

### JB100

Swamp ash and a AAA flamed maple  
body with a maple neck sporting a  
rosewood fretboard give this model  
inherently great tone. A Duncan JB Jr,  
and two Duckbuckers give single coil  
tone without single coil noise. An  
original Floyd Rose is  
combined with a locking  
nut to keep everything in  
tune, and Feiten intonation  
makes it sound right all the  
way up the neck. USA



JB100 CRB

JB100 MIDI WH

### JB100 MIDI

Not just a synth pickup slapped on a  
JB100 guitar!!! Roland's GK-2 pickup is  
designed and prewired to be integral to  
the body for flawless performance. Just  
plug into the synth and go, no  
batteries, no hassle. This is the  
same guitar that Jennifer uses  
onstage with Jeff Beck to the  
enjoyment of audiences  
worldwide. USA



### PS2000

Made in the Washburn USA Custom Shop, the PS2000  
features a solid maple top and a set neck. Duncan  
pickups and a custom tailpiece are nickel plated to  
complement the Grover tuners. USA

### N4

An extremely fast neck with easy  
access to the higher frets anchors  
this rock machine. A Lawrence L-500  
and a Duncan '50 in the bridge make  
this reverse headstock marvel wail. The  
Floyd Rose with locknut keeps you within  
Feiten intonation specs. The Stephen's  
Cutaway allows for unsurpassed access.  
A Washburn standard, it is a super road  
axe. Just ask Nuno Bettencourt and  
the thousands of musicians  
who play them. USA

N4 ESA NM

N4 EFM WB

## PS2000



[www.Washburn.com](http://www.Washburn.com)



# Dime 2 Signature Series

**Dimebag Darrell** from Pantera has established his signature model as one of the premiere instruments in heavy metal music. This guitar is now available in several different models designed to meet the differing needs of his fans.

## Dime 2 ST HM

This model is identical in many ways to the legendary Dime 3 ST HM. With its bolt-on neck, the Dime 2 STHM offers affordability in addition to its great looks & playability. This is a must have guitar.

## Dime 332

A bolt on neck, a pair of hot humbuckers, tune-o-matic and string through "V" hardware make the 332 an incredible value.

# Dime 332

## Dime 333

An alder body and a set mahogany neck combine with a rosewood fretboard and set the stage for the Floyd Rose. The 333 DimeBolt and 333 DimeSlime models come with flamed maple tops.

## Dime 331

Thrash anywhere, a great introduction to Dime-Mania. This guitar rocks just like the big ones with hardware of the same caliber. Rock on little people.

# Dime 333

# Dime 331





**Modern design**  
combined with  
Washburn  
craftsmanship  
elevates the  
Dime 3 series to  
superstardom.  
Heavy metal has  
never seen guitars  
that look and play  
as well as these.



# Dime 3 Signature Series

## Dime 3

This model is made in the Washburn USA Custom shop where Dime is a favorite. The Dime 3 has an awesome fully bound flamed maple top, a fast neck, Lawrence and Duncan pickups and tons of tone. All harnessed by the Floyd Rose, just like Dime's. USA






## Dime 3 ST

The latest in metal guitars from the USA Custom shop who designed these models with the legendary Dimebag Darrell of Pantera. Your choice of Heavy Metal (HM), the new Diamond Plate (DP), and the Metal topped version (M). All of these models come equipped with Dime's pickups and Floyd Rose.



# Dime 3ST

# Dime 3ST




Electric Guitars





## Sonic 6 & Sonic 7 (seven-string)

Both the Sonic 6 and Sonic 7 are 25 1/2" scale, with a 24-fret neck. These guitars feature carved tops which will appeal to even the most conservative of players. The fast neck and Duncan pickups will appeal to the most radical. The fine craftsmanship and thoughtful design will appeal to everyone. Also available with Floyd Rose.



**Both the PT Series and the Sonic Series incorporate the finest hardware, with choice construction materials, and the ultimate in accurate intonation. These modern guitars look, feel and sound great.**

## PT Series

The heavy offset "V" sports a 1" mahogany body with a 1/2" maple top, an ebony fingerboard, and set maple neck. Duncan and EMG pickups give this "V" some phat tone. Grover 18:1 tuners provide the accuracy needed to fully embrace the Buzz Feiten Tuning System™ intonation. A great way to break out of the mold. USA



## PT60

Based on the famous PT series made in Washburn's U.S. Custom shop, the PT60 is similar in all respects except for its bolt-on neck. Also available in Pearl White with gold hardware.

PT3



*The XB Series*  
 was designed to  
 have great looks,  
 a great feel and a  
 great sound. All  
 4-, 5-, 6- and 8-string  
 models are available  
 in various wood  
 selections. Our  
 custom Bartolini  
 electronics are used  
 on all models.  
 Available as a fretless  
 at no extra charge.

# XB 928

## Custom Shop

### XB 928

This eight-string Washburn plays and feels like a five-string but sounds like an orchestra. Bartolini pickups and preamp give limitless tone shaping options. Set trends with the XB928's unique sound and look. Check out the active/passive switch. Beautiful figured maple top is standard. USA

### XB 925

These basses have highly figured exotic or maple tops on genuine swamp ash bodies and two-piece maple necks with rosewood fingerboards. Bartolini pickups and electronics make this model Washburn's top of the line solidbody 5-string bass. USA

## XB 925

## XB 925 FL

### XB 925FL

Fretless versions of all the XB model basses are available for no additional charge. The Gabon ebony fingerboard is inlaid with unique maple stripes, which make it easy to see your finger position. Smooth as silk.

### XB 920

Rare zebrawood, bubinga or flamed maple tops this favorite, giving it an exotic look and sound. The headstock is also topped with matching woods which makes the XB920 look as great and balanced as it feels. Bartolini soapbars and active electronics are standard as is a heavy cast bridge. USA

## XB 920

### XB 926

Similar in all features to the XB925, this 6-string version utilizes the same neck. Our custom-milled bridge makes it so that you can, for the first time, play a 6-string that's both comfortable and fast.

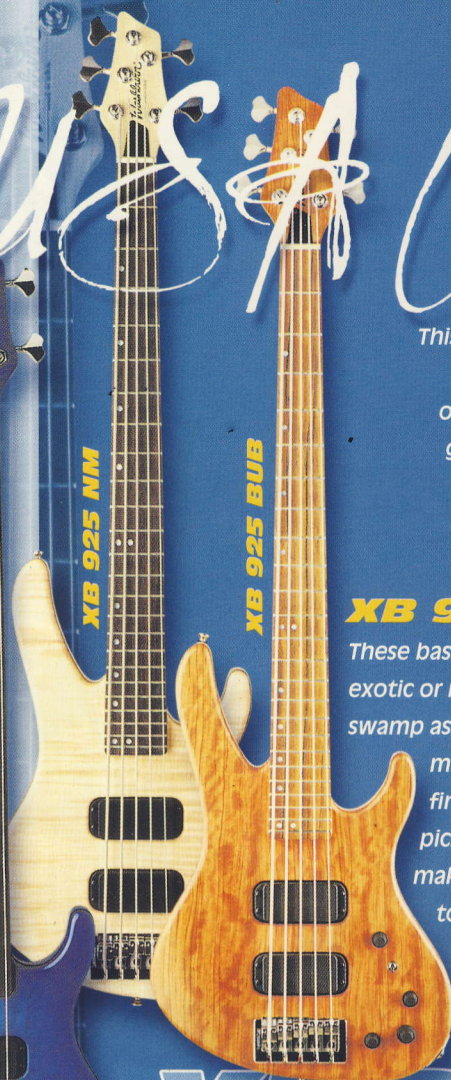
## XB 926



XB 920 ZB

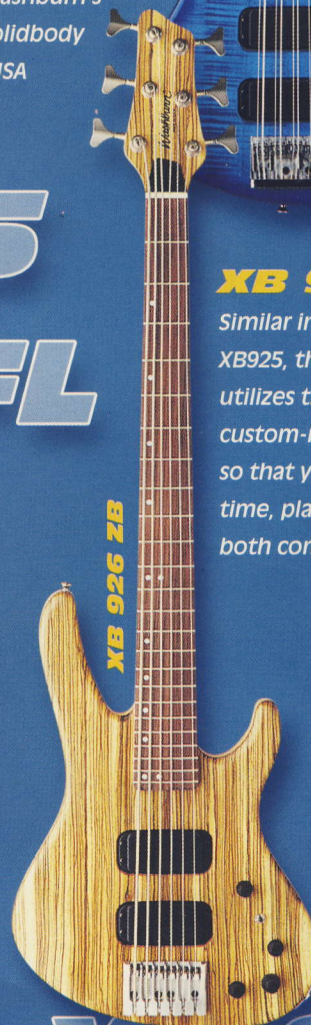


XB 925FL BLB



XB 925 NM

XB 925 BUB



XB 926 ZB



XB 928 BLB

XB 928 AM



# XB 100 Electric Bass Guitars

*These XBs may be more affordable but they are not short on features. Maple necks and rosewood fingerboards are standard on all XBs, as is the comfortable body shape and great feel.*

## XB 100

A new standard in value priced basses...the XB100 has a solid mahogany body, a maple neck, Washburn 100 Series Bass Pickups, a balanced feel and design, and full-length adjustable truss rod.

## XB 105

All the great features of the XB100, in a 5-string configuration. Features quality chrome hardware. Washburn Series Bass Pickups capture every bit of low end.

## XB 105

## XB 125

Artist-inspired neck size and easy playability separates our basses from the others. Total tonal versatility and its sleek, sexy design makes this bass stand out.

## XB 120

"Affordable" does not mean you have sacrifice quality. Powerful soap box pickups, active circuitry, die cast fine-tunable bridge and quality tonewoods combine to make the XB120 an incredible value. Try one - convince yourself.

## XB 120

## XB 125

## WASHBURN



All of Washburn's RB Series basses feature our innovative Hammerhead™ design. A brass-loaded headstock enhances the neck's tonal frequency while substantially increasing sustain. A totally new dimension in bass technology.

# RB 2602

## Hammerhead™ Basses

a Washburn exclusive

### RB 2602

This six-string possesses the same great tonal characteristics common to the RB series, but its six strings offer limitless flexibility and surprisingly easy playability. The RB2600 welcomes novices as well as pros.



RB 2602 B



RB 2502 CBL



RB 2002 PWH



RB 2002 MSOL



RB 2002 GP

# RB 2002

### RB 2002

Input from a host of professional bass players was the foundation for this innovative bass design. Active circuitry combined with powerful pickups and state of the art hardware make it the best in its class.

# RB 2502

[www.Washburn.com](http://www.Washburn.com)

Hammerhead Bass Guitars





Darryl Jones of  
The Rolling Stones  
plays the AB10B  
acoustic bass guitar.

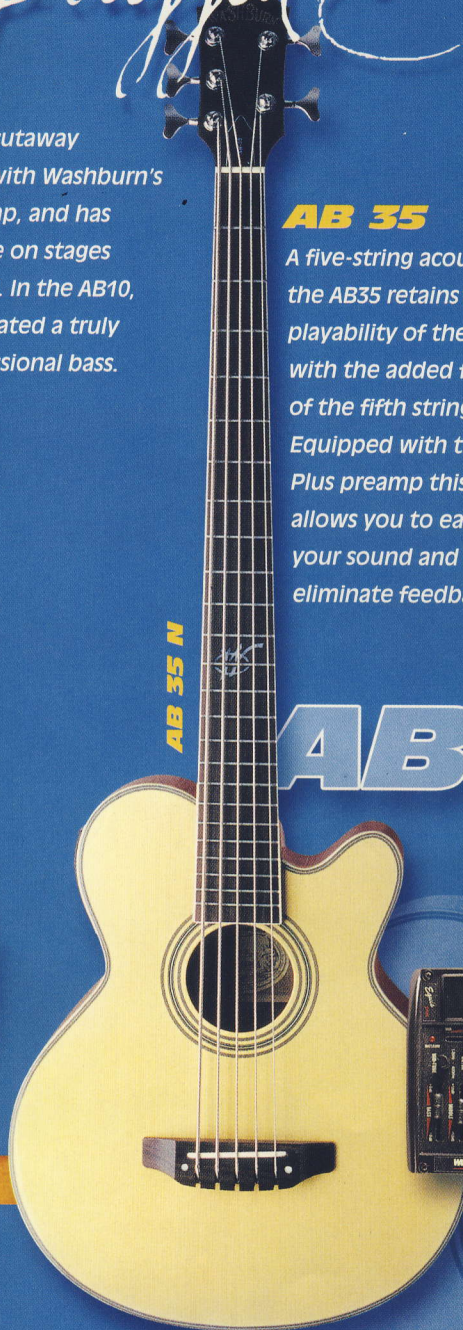


## AB 10

This thin bodied cutaway favorite is fitted with Washburn's Equis Extra preamp, and has become a favorite on stages around the world. In the AB10, Washburn has created a truly affordable, professional bass.

## Equis Plus

This low noise Washburn preamp features 3-band equalization with mid sweep and presence controls for greater versatility and control of your favorite sounds on live stage or in studio. The Equis Plus includes a conveniently located notch filter for feedback elimination and an easily accessed bypass switch for recording sessions.



## AB 35

A five-string acoustic bass, the AB35 retains the easy playability of the 4-string, with the added flexibility of the fifth string. Equipped with the Equis Plus preamp this bass allows you to easily tailor your sound and eliminate feedback.



## AB 34

With a deep body and "Xtra-cut" cutaway, this 4-string has a fully projected rich sound and full access to all 23 frets. With the Equis Plus preamp, your sound is fully in control. Tradition meets electronics...the most acoustic sounding bass on the market.

Washburn's acoustic basses are renowned for their sweet tone, comfortable playability and innovative design. Select spruce tops on all models complement the mahogany sides and backs of these cutaway basses. A fixture on "unplugged" sessions for years, the AB series remains a favorite of artists worldwide.

# AB 34

# WASHBURN



# NV Series


## NV Series

The NV guitars are a triumph of engineering applied to traditional materials to create the ultimate in professional-level guitars. It has no rival for live stage performances or studio use. The NV300 utilizes a customized electronics package developed in conjunction with Fishman Electronics, consisting of a magnetic neck pickup voiced for phosphor bronze strings. This is combined with the latest in under saddle piezo technology, a preamp with EQ, notch filter, phasing and blending capabilities and Washburn's groundbreaking combination 1/4" pin and XLR jack, which controls the on-off power through either input. The NV100 utilizes a custom under saddle tape microphone with a BBand preamp, providing the ultimate in acoustic amplification. Both models have incredible intonation, a result of our long association with the Buzz Feiten Tuning System™. Available in Antique Natural (AN), Vintage Sunburst (VS), or Black (B).

**New for 2001!**


The NV Acoustic Electric Guitar,  
Hand-built in Washburn's USA  
Custom Shop

Neck access to the 24th fret of the 25 1/2" scale - not available on any other acoustic guitar. Another never-before seen acoustic feature available on our Unibody construction is the belly cut for player comfort.



- Modern headstock with pearl logo and coverless truss rod access and 18:1 gear ration tuners.

- Two-bolt neck joint with locking pitch adjustment - patent pending.






# BD 30 B


## Bad Dog Amps

### BD 30 B

Bass players will appreciate the passive and active inputs as well as the effects loop. The contour knob shapes your tone and a full 30 watts drive this Bad Dog to a loud and full bottom end.



**Washburn's Bad Dog Amplifiers**  
Their bark is as fierce as their bite. Bad Dog amps are made of durable, high quality materials for long-lasting performance. The brushed aluminum faceplate, complete with chrome knobs, coordinates the control layout and matches the front grill. These Bad Dogs have great sound, cool looks, and tough construction.



### BD 25 R

Guitarists will love the BD25R. With 25 watts of power, this reverb-equipped Bad Dog offers 2 channels, high & low inputs, and headphone jack. Small enough to take anywhere and loud enough to fill the room.



### BD 12

For rabid tone at home or practice, the BD12 can't be beat. The BD12 kicks out a full 12 watts of power and has gain, overdrive, volume and three tone controls. Also available with reverb (BD 12 R).

# BD 25 R

# BD 12

**Washburn's Bad Dog Amplifiers truly are a musician's best friend.**



# DIME 3 ST DP

## USA Custom Specialties

### **Dime 3 Stealth Diamond Plate**

Metal-topped body and headstock puts this unique design over the top. Unbelievable sustain is the bonus to this King of Heavy Metal. Pictured with Dime, this guitar literally "Reinvents the Steel."

### **PS2000 MIL (Millennium)**

No more than 100 of these fabulous rhinestone-encrusted gems will be offered. Only the finest Swarovski Austrian crystal rhinestones are used to adorn this fabulous eye-catching beauty. Each instrument will come in a luggage-quality case with crushed velvet interior. A special photo of Paul, which can be personalized for you, will be shipped after your purchase. You will also receive a silver certificate of authenticity signed by Paul, the CEO of Washburn and the V.P. of Manufacturing. Your certificate will come in a leather folio and will be accompanied by Paul's signature strap, strings and pick.

See us for your custom needs.  
Let us build your dream guitar.


# PS2000 MIL



# Accessory Kits



**Acoustic Kit A - AKA**  
 1 STRAP Nylon Guitar Strap  
 1 10005 Instructional Book  
 5 WGP Guitar Picks  
 1 WT Tuner



**Electric Kit D - EKO**  
 1 WEGS Leather Strap  
 1 P1005 Instructional Book  
 5 WGP Guitar Picks  
 1 WT Tuner



**Electric Kit E - EKE2**  
 1 WEGS Leather Strap  
 1 PTV Play Today Video  
 5 WGP Guitar Picks  
 1 WDT Digital Tuner  
 1 SW String Winder



**Acoustic Kit B - AKB**  
 1 WAGS Leather Strap  
 1 PTV Play Today Video  
 5 WGP Guitar Picks  
 1 WT Tuner  
 1 M600 Acoustic Strings

**Electric Bass Kit - EBK**  
 1 WEGS Leather Strap  
 5 WGP Guitar Picks  
 1 WDT Digital Tuner  
 1 L400 Bass Strings

**New for 2001!**  
 All strings hermetically sealed  
 to retain freshness

## Washburn SLICKS™ Strings

### Electric Guitar

Gauges	
Extra Light	.008-.038
Light	.009-.042
Light Custom	.009-.046
Regular	.010-.046
Medium	.011-.052

### Acoustic Guitar

Gauges	
Light	.011-.046
Light	.011-.046
Extra Light	.010-.046
Medium Light	.012-.052
Medium Light	.012-.052
Medium	.013-.056
12-String	.010-.050
12-String	.010-.050
Classic	High Tension
Classic	Normal Tension

### Bass Guitar

Gauges	
4-String Lt El	.040-.095
4-String Med Lt El	.045-.105
4-String Med Lt Ac	.045-.100
5-String Lt El	.040-.125
5-String Med Lt El	.045-.130
6-String Lt El	.025-.125
6-String Med Lt El	.030-.130

### Type


Nickel Steel	XL200
Nickel Steel	L200
Nickel Steel	LC200
Nickel Steel	R200
Nickel Steel	M200

### Type

80/20 Bronze	L600
Phos. Bronze	PBL600
Phos. Bronze	PBXL600-I
80/20 Bronze	ML600
Phos. Bronze	PBML600-I
80/20 Bronze	M600
80/20 Bronze	L1200
Phos. Bronze	PBL1200
Plain End Nylon	CH100
Plain End Nylon	CH100N

### Type

Nickel Plated Steel	XL400
Nickel Plated Steel	ML400
Bronze Wound	AL400
Nickel Plated Steel	L500
Nickel Plated Steel	ML500
Nickel Plated Steel	L506
Nickel Plated Steel	ML506







**Washburn International**  
**444 East Courtland Avenue • Mundelein, IL 60060 USA**  
**[www.Washburn.com](http://www.Washburn.com)**

Specifications are subject to change without prior notice.

Catalog Design: F3 Design • Photography: Dan Machnik

**WASHBURN**