



QUALITY CRAFTSMANSHIP SINCE 1883
ACOUSTIC GUITAR CATALOG

After the Great Fire of 1871, Chicago quickly became a national center for musical instrument manufacturing. Steeped in the tradition of fine instrument making, Washburn Guitar's dynamic history began over 125 years ago in Chicago in 1883. The original guitar factory was located just blocks away from Maxwell Street.

In the early 1920's, Maxwell Street itself would emerge as the epicenter of a musical movement. Often considered the first entry point for thousands of African-Americans arriving from the Mississippi Delta, Maxwell Street became a hotbed for Delta Blues in its most raw and dramatic form. Newcomers and established musicians alike would listen and jam with one another in an atmosphere void of commercial influence. Once recorded, this powerful, emotional style of music would not only become the dominant form of blues but would radically change the emerging sound of Rock 'n' Roll.

There, on Maxwell Street, as well as in alleyways, city sidewalks, bars and honky-tonks around the country, Washburn Guitars were embraced as the very embodiment and reflective spirit of the hard working musicians who played them as well as the employees who designed and crafted them. It is that same spirit that guides Washburn to this day.

The History of Washburn Guitars is the history of a wide range of musicians. From Blues players who shaped Rock 'n' Roll to multi platinum recording artists to emerging guitar virtuosos. It is a history that can be heard and experienced every time you turn on the radio or listen to a live performance. It is a history built by skilled craftsmen and musicians who share one common love - a passion for the guitar

Washburn continues to be a consistent leader in combining design, innovation, and technology to deliver the rich, bold sounds for a vast musical landscape.

These black beauties combine playability, versatility and affordability in a solid Spruce topped guitar.

The Black Knight Series' gorgeous black gloss finishes are offset by their white multi-ply bindings, Rosewood bridges and fretboards, and Abalone rosettes.



	WD5SB, WPJ5SB, WMJ5SB	WD5S12B	WD5SCEB, WMJ5SCEB, WG5SCEB	WD5SCE12B
FINISHES	B	B	B	B
STYLE	Dreadnought, Petite Jumbo, Mini Jumbo	12 String Dreadnought	Dreadnought, Mini Jumbo, Grand Auditorium	12 String Dreadnought
TOP	Solid Spruce	Solid Spruce	Solid Spruce	Solid Spruce
SIDES/BACK	Basswood	Basswood	Basswood	Basswood
NECK	Mahogany	Mahogany	Mahogany	Mahogany
SCALE	25.5	25.5	25.5	25.5
FRETBOARD	Rosewood	Rosewood	Rosewood	Rosewood
FB INLAY	Dots	Dots	Dots	Dots
BRIDGE	Rosewood	Rosewood	Rosewood	Rosewood
ROSETTE	Abalone	Abalone	Abalone	Abalone
BINDING	White / Multi	White / Multi	White / Multi	White / Multi
TUNERS	Diecast	Diecast	Diecast	Diecast
ELECTRONICS	N/A	N/A	MET-A07	MET-A07

WD7S SERIES

Solid Spruce tops, tremendous resonance, robust tone and sound that will improve with age are just a few of the qualities that the WD7S Series possesses. Exquisitely crafted, these acoustics offer rich, vintage-style All Cherry Burst or All Tobacco Burst finishes with modern playability due to their Catalpa sides & backs, Rosewood fingerboards and bridges and optional MET-A07 preamps in the acoustic-electric versions of these guitars.



WD10 SERIES

Washburn has raised the bar on acoustics with the release of the WD Series. These guitars deliver a full tonal spectrum and wide acoustic range by incorporating high quality Spruce or Cedar tops with rich Mahogany, Rosewood, Tamo Ash, Flame Maple or Koa sides to create the different models in the nine available series. With beautifully appointed details such as Rosewood bridges & fretboards, multi-ply bindings and Fishman® preamps in all acoustic-electric versions, these guitars are truly the culmination of Washburn's 127 year legacy.



	WD7S	WG7S	WD7SCE	WG7SCE
FINISHES	ATB, ACS	ATB, ACS	ATB, ACS	ATB, ACS
STYLE	Dreadnought	Grand Auditorium	Dreadnought	Grand Auditorium
TOP	Solid Spruce	Solid Spruce	Solid Spruce	Solid Spruce
SIDES/BACK	Catalpa	Catalpa	Catalpa	Catalpa
NECK	Mahogany	Mahogany	Mahogany	Mahogany
SCALE	25.5	25.5	25.5	25.5
FRETBOARD	Rosewood	Rosewood	Rosewood	Rosewood
FB INLAY	Dots	Dots	Dots	Dots
BRIDGE	Rosewood	Rosewood	Rosewood	Rosewood
ROSETTE	Custom Wood Inlay	Custom Wood Inlay	Custom Wood Inlay	Custom Wood Inlay
BINDING	Cream / Multi	Cream / Multi	Cream / Multi	Cream / Multi
TUNERS	Diecast	Diecast	Diecast	Diecast
ELECTRONICS	N/A	N/A	MET-A07	MET-A07

	WD10	WD10CE	WD10F	WD10FCESB
FINISHES	N	N	TSB	TSB
STYLE	Dreadnought	Dreadnought	Dreadnought	Dreadnought
TOP	Spruce	Spruce	Flame Maple	Flame Maple
SIDES/BACK	Mahogany	Mahogany	Mahogany	Mahogany
NECK	Mahogany	Mahogany	Mahogany	Mahogany
SCALE	25.5	25.5	25.5	25.5
FRETBOARD	Rosewood	Rosewood	Rosewood	Rosewood
FB INLAY	Dots	Dots	Dots	Dots
BRIDGE	Rosewood	Rosewood	Rosewood	Rosewood
ROSETTE	Custom Wood Inlay	Custom Wood Inlay	Custom Wood Inlay	Custom Wood Inlay
BINDING	Cream / Multi	Cream / Multi	Cream / Multi	Cream / Multi
TUNERS	Diecast	Diecast	Diecast	Diecast
ELECTRONICS	N/A	Fishman® Isys+	N/A	Fishman® Isys+



Fishman® Isys+
Tuner Preamp
System

WD10S
SERIES



	WD10S, WD10SLH	WMJ10S, WMJ11S	WF10S	WMJ10SCE, WMJ11SCE	WD10SCE, WD10SCE LH	WD10S12, WD10SCE12
FINISHES	N	N	N	N	N	N
STYLE	Dreadnought, Lefty Dreadnought	Mini Jumbo	Folk	Mini Jumbo	Dreadnought, Lefty Dreadnought	12 String Dreadnought
TOP	Solid Spruce	Solid Spruce, Solid Cedar	Solid Spruce	Solid Spruce, Solid Cedar	Solid Spruce	Solid Spruce
SIDES/BACK	Mahogany	Mahogany	Mahogany	Mahogany	Mahogany	Mahogany
NECK	Mahogany	Mahogany	Mahogany	Mahogany	Mahogany	Mahogany
SCALE	25.5	25.5	25.5	25.5	25.5	25.5
FRETBOARD	Rosewood	Rosewood	Rosewood	Rosewood	Rosewood	Rosewood
FB INLAY	Dots	Dots	Dots	Dots	Dots	Dots
BRIDGE	Rosewood	Rosewood	Rosewood	Rosewood	Rosewood	Rosewood
ROSETTE	Custom Wood Inlay	Custom Wood Inlay	Custom Wood Inlay	Custom Wood Inlay	Custom Wood Inlay	Custom Wood Inlay
BINDING	Cream / Multi	Cream / Multi	Cream / Multi	Cream / Multi	Cream / Multi	Cream / Multi
TUNERS	Diecast	Diecast	Diecast	Diecast	Diecast	Diecast
ELECTRONICS	N/A	N/A	N/A	Fishman® Isys+	Fishman® Isys+	N/A, Fishman® Isys+

WD20S
SERIES



	WMJ21S	WD20S, WMJ20S	WD20SCE, WMJ20SCE	WMJ21SCE
FINISHES	N	N	N	N
STYLE	Mini Jumbo	Dreadnought, Mini Jumbo	Dreadnought, Mini Jumbo	Mini Jumbo
TOP	Solid Cedar	Solid Spruce	Solid Spruce	Solid Cedar
SIDES/BACK	Rosewood	Rosewood	Rosewood	Rosewood
NECK	Mahogany	Mahogany	Mahogany	Mahogany
SCALE	25.5	25.5	25.5	25.5
FRETBOARD	Rosewood	Rosewood	Rosewood	Rosewood
FB INLAY	Dots	Dots	Dots	Dots
BRIDGE	Rosewood	Rosewood	Rosewood	Rosewood
ROSETTE	Custom Wood Inlay	Custom Wood Inlay	Custom Wood Inlay	Custom Wood Inlay
BINDING	Cream / Multi	Cream / Multi	Cream / Multi	Cream / Multi
TUNERS	Diecast	Diecast	Diecast	Diecast
ELECTRONICS	N/A	N/A	Fishman® Isys+	Fishman® Isys+

WD30S & WD40S
SERIES



	WD30S, WMJ30S	WD30SCE, WMJ30SCE	WD40S, WMJ40S, WJ40S	WD40SCE, WMJ40SCE, WJ40SCE
FINISHES	N	N	N	N
STYLE	Dreadnought, Mini Jumbo	Dreadnought, Mini Jumbo	Dreadnought, Mini Jumbo, Jumbo	Dreadnought, Mini Jumbo, Jumbo
TOP	Solid Spruce	Solid Spruce	Solid Spruce	Solid Spruce
SIDES/BACK	Tamo Ash	Tamo Ash	Flame Maple	Flame Maple
NECK	Mahogany	Mahogany	Maple	Maple
SCALE	25.5	25.5	25.5	25.5
FRETBOARD	Rosewood	Rosewood	Rosewood	Rosewood
FB INLAY	Dots	Dots	Dots	Dots
BRIDGE	Rosewood	Rosewood	Rosewood	Rosewood
ROSETTE	Custom Wood Inlay	Custom Wood Inlay	Custom Wood Inlay	Custom Wood Inlay
BINDING	Cream / Multi	Cream / Multi	Cream / Multi	Cream / Multi
TUNERS	Diecast Gold Color	Diecast Gold Color	Diecast Gold Color	Diecast Gold Color
ELECTRONICS	N/A	Fishman® Presys+	N/A	Fishman® Presys+

WD15S
SERIES



	WD15S, WG15S	WG16S	WD15SCE, WG15SCE	WG16SCE
FINISHES	N	N	N	N
STYLE	Dreadnought, Grand Auditorium	Grand Auditorium	Dreadnought, Grand Auditorium	Grand Auditorium
TOP	Solid Spruce	Solid Cedar	Solid Spruce	Solid Cedar
SIDES/BACK	Mahogany	Mahogany	Mahogany	Mahogany
NECK	Mahogany	Mahogany	Mahogany	Mahogany
SCALE	25.5	25.5	25.5	25.5
FRETBOARD	Rosewood	Rosewood	Rosewood	Rosewood
FB INLAY	Dots	Dots	Dots	Dots
BRIDGE	Rosewood	Rosewood	Rosewood	Rosewood
ROSETTE	Abalone	Abalone	Abalone	Abalone
BINDING	Maple / Abalone	Maple / Abalone	Maple / Abalone	Maple / Abalone
TUNERS	Diecast	Diecast	Diecast	Diecast
ELECTRONICS	N/A	N/A	Fishman® Isys+	Fishman® Isys+

WD25S SERIES



WD35S & WD45S SERIES



	WD25S, WG25S	WG26S	WD25SCE, WG25SCE	WG26SCE
FINISHES	N	N	N	N
STYLE	Dreadnought, Grand Auditorium	Grand Auditorium	Dreadnought, Grand Auditorium	Grand Auditorium
TOP	Solid Spruce	Solid Cedar	Solid Spruce	Solid Cedar
SIDES/BACK	Rosewood	Rosewood	Rosewood	Rosewood
NECK	Mahogany	Mahogany	Mahogany	Mahogany
SCALE	25.5	25.5	25.5	25.5
FRETBOARD	Rosewood	Rosewood	Rosewood	Rosewood
FB INLAY	Dots	Dots	Dots	Dots
BRIDGE	Rosewood	Rosewood	Rosewood	Rosewood
ROSETTE	Abalone	Abalone	Abalone	Abalone
BINDING	Maple / Abalone	Maple / Abalone	Maple / Abalone	Maple / Abalone
TUNERS	Diecast	Diecast	Diecast	Diecast
ELECTRONICS	N/A	N/A	Fishman® Isys+	Fishman® Isys+

	WD35S	WD35SCE, WG35SCE	WD45S, WJ45S	WD45SCE, WJ45SCE	WG45SCE
FINISHES	N	N	N	N	N
STYLE	Dreadnought	Dreadnought, Grand Auditorium	Dreadnought, Jumbo	Dreadnought, Jumbo	Grand Auditorium
TOP	Solid Spruce	Solid Spruce	Solid Spruce	Solid Spruce	Solid Spruce
SIDES/BACK	Tamo Ash	Tamo Ash	Flame Maple	Flame Maple	Flame Maple
NECK	Mahogany	Mahogany	Maple	Maple	Maple
SCALE	25.5	25.5	25.5	25.5	25.5
FRETBOARD	Rosewood	Rosewood	Rosewood	Rosewood	Rosewood
FB INLAY	Dots	Dots	Dots	Dots	Dots
BRIDGE	Rosewood	Rosewood	Rosewood	Rosewood	Rosewood
ROSETTE	Abalone	Abalone	Abalone	Abalone	Abalone
BINDING	Rosewood / Maple / Abalone	Rosewood / Maple / Abalone	Rosewood / Maple / Abalone	Rosewood / Maple / Abalone	Rosewood / Maple / Abalone
TUNERS	Diecast Gold Color	Diecast Gold Color	Diecast Gold Color	Diecast Gold Color	Diecast Gold Color
ELECTRONICS	N/A	Fishman® Presys+	N/A	Fishman® Presys+	Fishman® Presys+

WD55S SERIES



WOODLINE SERIES



Due to the natural oil finish, these Woodline Series guitars provide an exquisite look and resonance that is unachievable in other acoustics. Working with North American materials such as renewable Solid Spruce and Solid Cedar, Washburn has crafted the perfect foundation for a guitar that is exemplary in appearance and sound due to their striking wood tuning pegs, rosette and binding.

	WD55S	WD55SCE	WG55SCE
FINISHES	N	N	N
STYLE	Dreadnought	Dreadnought	Grand Auditorium
TOP	Solid Spruce	Solid Spruce	Solid Spruce
SIDES/BACK	Koa	Koa	Koa
NECK	Mahogany	Mahogany	Mahogany
SCALE	25.5	25.5	25.5
FRETBOARD	Rosewood	Rosewood	Rosewood
FB INLAY	Dots	Dots	Dots
BRIDGE	Rosewood	Rosewood	Rosewood
ROSETTE	Abalone	Abalone	Abalone
BINDING	Rosewood / Maple / Abalone	Rosewood / Maple / Abalone	Rosewood / Maple / Abalone
TUNERS	Gold	Gold	Gold
ELECTRONICS	N/A	Fishman® Presys+	Fishman® Presys+

	WD015S	WG015SCE	WG016S
FINISHES	N	N	N
STYLE	Dreadnought	Grand Auditorium	Grand Auditorium
TOP	Solid Spruce	Solid Spruce	Solid Cedar
SIDES/BACK	Mahogany	Mahogany	Mahogany
NECK	Mahogany	Mahogany	Mahogany
SCALE	25.5	25.5	25.5
FRETBOARD	Rosewood	Rosewood	Rosewood
FB INLAY	Maple Dots	Maple Dots	Maple Dots
BRIDGE	Rosewood	Rosewood	Rosewood
ROSETTE	Custom Wood Inlay	Custom Wood Inlay	Custom Wood Inlay
BINDING	N/A	N/A	N/A
TUNERS	Diecast	Diecast	Diecast
ELECTRONICS	N/A	Fishman® Isys+	N/A

WOODLINE SERIES



	WD025S	WG025SCE	WD065S	WG065SCE	WG066S	WG085S	WG095S
FINISHES	N	N	N	N	N	N	N
STYLE	Dreadnought	Dreadnought	Dreadnought	Grand Auditorium	Grand Auditorium	Grand Auditorium	Grand Auditorium
TOP	Solid Spruce	Solid Spruce	Solid Spruce	Solid Spruce	Solid Cedar	Solid Spruce	Solid Spruce
SIDES/BACK	Rosewood	Rosewood	Flame Mahogany	Flame Mahogany	Flame Mahogany	Flame Macore	Figured Sapele
NECK	Mahogany	Mahogany	Mahogany	Mahogany	Mahogany	Mahogany	Mahogany
SCALE	25.5	25.5	25.5	25.5	25.5	25.5	25.5
FRETBOARD	Rosewood	Rosewood	Rosewood	Rosewood	Rosewood	Rosewood	Rosewood
FB INLAY	Maple Dots	Maple Dots	Maple Dots	Maple Dots	Maple Dots	Maple Dots	Maple Dots
BRIDGE	Rosewood	Rosewood	Rosewood	Rosewood	Rosewood	Rosewood	Rosewood
ROSETTE	Custom Wood Inlay	Custom Wood Inlay	Custom Wood Inlay	Custom Wood Inlay	Custom Wood Inlay	Custom Wood Inlay	Custom Wood Inlay
BINDING	N/A	N/A	Mahogany	Mahogany	Mahogany	Mahogany	Mahogany
TUNERS	Diecast	Diecast	Diecast	Diecast	Diecast	Diecast	Diecast
ELECTRONICS	N/A	Fishman® Isys+	N/A	Fishman® Presys+	Fishman® Presys+	N/A	N/A

SOLID WOOD SERIES



These dreadnoughts offer rich, full bodied tone and incredible sustain due to their all solid wood tops, backs and sides. Elegantly crafted with Rosewood fretboards and bridges, Abalone rosette and Mahogany binding, these Washburn acoustics deliver the durability and quality that you would expect from a solid wood guitar, but without the hefty pricetag.

	WD150SW	WD160SW	WD250SW	WD260SW
FINISHES	N	N	N	N
STYLE	Dreadnought	Dreadnought	Dreadnought	Dreadnought
TOP	Solid Spruce	Solid Cedar	Solid Spruce	Solid Cedar
SIDES/BACK	Solid Mahogany	Solid Mahogany	Solid Rosewood	Solid Rosewood
NECK	Mahogany	Mahogany	Mahogany	Mahogany
SCALE	25.5	25.5	25.5	25.5
FRETBOARD	Rosewood	Rosewood	Rosewood	Rosewood
FB INLAY	Dots	Dots	Dots	Dots
BRIDGE	Rosewood	Rosewood	Rosewood	Rosewood
ROSETTE	Abalone	Abalone	Abalone	Abalone
BINDING	Mahogany	Mahogany	Rosewood	Rosewood
TUNERS	Diecast	Diecast	Diecast	Diecast
ELECTRONICS	N/A	N/A	N/A	N/A

FESTIVAL
SERIES

As played by Bob Dylan, George Harrison, The Edge and many others, the Festival Series was designed by Washburn to address the needs of the performing musician. During the MTV Unplugged boom these finely crafted instruments set the standard for acoustic/electric guitars and continue to be the most copied acoustic/electrics on the market. Incorporating a large body that is teamed up with quality woods, these guitars allow the pristine and crystal high notes to blend perfectly with the full, well rounded bass.



FESTIVAL
SERIES

	EA10	EA12	EA14
FINISHES	B, RD	B, RD	ATB
STYLE	Petite Jumbo	Mini Jumbo	Florentine
TOP	Basswood	Basswood	Spruce
SIDES/BACK	Basswood	Basswood	Catalpa
NECK	Mahogany	Mahogany	Mahogany
SCALE	25.5	25.5	25.5
FRETBOARD	Rosewood	Rosewood	Rosewood
FB INLAY	Dots	Dots	Dots
BRIDGE	Rosewood	Rosewood	Rosewood
ROSETTE	Abalone	Abalone	Abalone
BINDING	N/A	N/A	N/A
TUNERS	Diecast	Diecast	Diecast
ELECTRONICS	MET-A07	MET-A07	MET-A07

	EA15	EA16	EA20	EA20S	EA21	EA21S
FINISHES	ATB	N	N	N	B	B
STYLE	Florentine	Florentine	Mini Jumbo	Mini Jumbo	Mini Jumbo	Mini Jumbo
TOP	Flame Maple	Spruce	Spruce	Solid Spruce	Spruce	Solid Spruce
SIDES/BACK	Catalpa	Mahogany	Flame Maple	Flame Maple	Basswood	Basswood
NECK	Mahogany	Mahogany	Mahogany	Mahogany	Mahogany	Mahogany
SCALE	25.5	25.5	25.5	25.5	25.5	25.5
FRETBOARD	Rosewood	Rosewood	Rosewood	Rosewood	Rosewood	Rosewood
FB INLAY	Dots	Dots	Dots	Dots	Dots	Dots
BRIDGE	Rosewood	Rosewood	Rosewood	Rosewood	Rosewood	Rosewood
ROSETTE	Abalone	Abalone	Abalone	Abalone	Abalone	Abalone
BINDING	N/A	N/A	N/A	N/A	N/A	N/A
TUNERS	Diecast	Diecast	Diecast	Diecast	Diecast	Diecast
ELECTRONICS	MET-A07	MET-A07	MET-A07	MET-A07	MET-A07	MET-A07

COMFORT SERIES

Washburn's Comfort Series combine looks and ergonomics to deliver the ultimate stage-friendly guitars. With their unique belly and top carves, these guitars hug the body rather than digging into it and provide a comfortable playing experience whether you're standing or seated.



Contoured for comfort.



	WCD18	WCD18CE	WCG18CE
FINISHES	N	N	N
STYLE	Dreadnought	Dreadnought	Grand Auditorium
TOP	Comfort Select Spruce	Comfort Select Spruce	Comfort Select Spruce
SIDES/BACK	Comfort Mahogany	Comfort Mahogany	Comfort Mahogany
NECK	Mahogany	Mahogany	Mahogany
SCALE	25.5	25.5	25.5
FRETBOARD	Rosewood	Rosewood	Rosewood
FB INLAY	Dots	Dots	Dots
BRIDGE	Rosewood	Rosewood	Rosewood
ROSETTE	Abalone	Abalone	Abalone
BINDING	White / Multi	White / Multi	White / Multi
TUNERS	Diecast	Diecast	Diecast
ELECTRONICS	N/A	Fishman® Isys+	Fishman® Isys+

VINTAGE SERIES

Following the tradition of instrument making from the late 1800s, Washburn has created the Vintage Series. These guitars, banjos and mandolins have been skillfully “Antiqued” to resemble over 100 years of wear. These lovingly recreated versions of popular stringed instruments have all the benefits of modern technology with all the romance and passion of the bygone era.



	R314	WSJ124	R319SWK	R320SWR	M116SW	M118SW
FINISHES	Vintage	Vintage	Vintage	Vintage	Vintage “A” Style	Vintage “F” Style
STYLE	Parlor	Southern Jumbo	Parlor	Parlor	“A” Style	Florentine
TOP	Spruce	Spruce	Solid Spruce	Solid Spruce	Carved Solid Spruce	Carved Solid Spruce
SIDES/BACK	Trembesi	Trembesi	Solid Trembesi	Solid Rosewood	Solid Flamed Maple	Solid Flamed Maple
NECK	Mahogany	Mahogany	Mahogany	Mahogany	Flame Maple	Flame Maple
SCALE	24.75	25.5	24.75	24.75	13.75	13.75
FRETBOARD	Ebony	Ebony	Ebony	Ebony	Ebony	Ebony
FB INLAY	Fancy	Snow Flakes	None	Tree of Life	Dots	Dots
BRIDGE	Ebony	Ebony	Ebony	Ebony	Ebony	Ebony
ROSETTE	Abalone	Abalone	Abalone	Abalone	N/A	N/A
BINDING	Herringbone	Herringbone	Herringbone	Herringbone	Herringbone	Herringbone
TUNERS	Classical Distressed	Grover® Sta-Tite	Classical Distressed	Classical Distressed	Open Gear Distressed	Open Gear Distressed
ELECTRONICS	N/A	N/A	N/A	N/A	N/A	N/A

TIMBER CRAFT
SERIES

The Timbercraft Series offers exceptional playability, outstanding looks and incomparable tone. Otherwise known as the “Bluegrass Series” with their combination of stunning Solid Sitka Spruce tops, Mahogany binding, Rosewood fretboards, Grover® Exclusive Tuners and Buzz Feiten Tuning System® these guitars embody beauty and sound.



CLASSICAL
SERIES

The smooth, full toned, nylon stringed Classical Series has an ageless appeal regardless of the genre of music you play. They offer larger string spacing to accommodate the precise finger style playing and demanding needs of classical and flamenco guitarists. Coincidentally, these instruments are also at home with beginners due to the feel of the low tension nylon strings that are easy on the fingers. Regardless of your ability, a Washburn classical guitar will help you reach the loftiest musical goals.



	D52SWK	D56SWK	D52SWCEK	D56SWCEK	D64SWK
FINISHES	NS	N	NS	N	N
STYLE	Dreadnought	Dreadnought	Dreadnought	Dreadnought	Dreadnought
TOP	Solid Spruce	Solid Spruce	Solid Spruce	Solid Spruce	Solid Spruce
SIDES/BACK	Solid Mahogany	Solid Rosewood	Solid Mahogany	Solid Rosewood	Solid Rosewood
NECK	Mahogany	Mahogany	Mahogany	Mahogany	Mahogany
SCALE	25.5	25.5	25.5	25.5	25.5
FRETBOARD	Rosewood	Rosewood	Rosewood	Rosewood	Ebony
FB INLAY	Snow Flakes	Snow Flakes	Snow Flakes	Snow Flakes	Snow Flakes
BRIDGE	Rosewood	Rosewood	Rosewood	Rosewood	Ebony
ROSETTE	Abalone	Abalone	Abalone	Abalone	Abalone
BINDING	Mahogany	Mahogany	Mahogany	Mahogany	Cream / Multi
TUNERS	Grover® 18:1	Grover® 18:1	Grover® 18:1	Grover® 18:1	Grover® 18:1
ELECTRONICS	N/A	N/A	Fishman® Presys+	Fishman® Presys+	N/A

	C40	C80S	C64SCE	C104SCE
FINISHES	N	N	N	N
STYLE	Classical	Classical	Classical	Classical
TOP	Spruce	Solid Cedar	Solid Spruce	Solid Cedar
SIDES/BACK	Mahogany	Rosewood	Mahogany	Rosewood
NECK	Mahogany	Mahogany	Mahogany	Mahogany
SCALE	25.5	25.5	25.5	25.5
FRETBOARD	Rosewood	Rosewood	Rosewood	Rosewood
FB INLAY	N/A	N/A	N/A	N/A
BRIDGE	Rosewood	Rosewood	Rosewood	Rosewood
ROSETTE	Mozaic	Mozaic	Mozaic	Mozaic
BINDING	Black / Multi	Black / Multi	Black / Multi	Black / Multi
TUNERS	Classical Chrome	Classical Gold	Classical Gold	Classical Gold
ELECTRONICS	N/A	N/A	Fishman® Isys+	Fishman® Isys+


TRAVEL SERIES

The ultimate travel guitars, the Travel Series can be played anywhere and everywhere. Beloved favorites by all levels of musicians, these guitars deliver the portability for strumming on the go, whether you're on a plane, boat, or car, relaxing on the beach, camping in the forest, hiking in the mountains, or strolling down the street. Every Travel Series model comes complete with case, instructional CD ROM, strap and 3 picks.



	RO10N	RO10B	RO10TBL	RO10TR
FINISHES	N	B	TBL	TR
STYLE	Rover	Rover	Rover	Rover
TOP	Solid Spruce	Solid Spruce	Solid Spruce	Solid Spruce
SIDES/BACK	Mahogany	Mahogany	Mahogany	Mahogany
NECK	Mahogany	Mahogany	Mahogany	Mahogany
SCALE	23.75	23.75	23.75	23.75
FRETBOARD	Rosewood	Rosewood	Rosewood	Rosewood
FB INLAY	Offset dots	Offset dots	Offset dots	Offset dots
BRIDGE	Rosewood	Rosewood	Rosewood	Rosewood
ROSETTE	ABS	ABS	ABS	ABS
BINDING	Cream / Multi	Cream / Multi	Cream / Multi	Cream / Multi
TUNERS	Open Gear Chrome	Open Gear Chrome	Open Gear Chrome	Open Gear Chrome
ELECTRONICS	N/A	N/A	N/A	N/A

GEORGE LYNCH SIGNATURE SERIES



	J32CEK
FINISHES	"The Outlaw" Graphic
STYLE	Jumbo
TOP	Solid Spruce
SIDES/BACK	Mahogany
NECK	Mahogany
SCALE	25.5
FRETBOARD	Rosewood
FB INLAY	Diamond Inlays
BRIDGE	Rosewood
ROSETTE	N/A
BINDING	N/A
TUNERS	Grover® Exclusive
ELECTRONICS	B-Band® A15

GEORGE LYNCH

George Lynch is one of the most well-known names in the world of guitar. With a career spanning more than thirty years, George has recorded more than twenty albums, toured the entire globe many times, and is the one of the most recognizable endorsees of the finest guitars and equipment.

We worked with Lynch to create "The Outlaw," an acoustic guitar that recognizes his continuing contributions to the industry and conforms to his personal specifications. We started with a finely crafted, Solid Spruce Jumbo guitar and added a unique, custom neck shape made from Mahogany and built specifically for Lynch. We then incorporated diamondback inlays, aged Grover® tuners and B-Band® A15 electronics. We finished the guitar with spectacular graphics designed by renowned artist Stephen Jensen to create the evil western feel that Lynch desired.

STU HAMM
SIGNATURE SERIES



AB40SHBCB

AB40SH

AB40SH

FINISHES	N, BCB
STYLE	Acoustic Bass
TOP	Arched Spruce
SIDES/BACK	Arched Maple
NECK	Mahogany
SCALE	34
FRETBOARD	Rosewood
FB INLAY	Bass Clef
BRIDGE	Piezo
ROSETTE	N/A
BINDING	Cream / Multi
TUNERS	Grover® Exclusive
ELECTRONICS	Custom Piezo

STU HAMM

Born in New Orleans, Hamm spent his childhood and youth in Champaign, Illinois, where he studied bass and piano. He attended the Berklee College of Music in Boston, where he met guitarist Steve Vai and, through Vai, was introduced to Joe Satriani. This meeting and following introduction led Hamm to perform and record with legendary guitarists including Steve Vai, Frank Gambale and Joe Satriani and bring his unmatched bass playing skills to national attention. Subsequent recordings with Satriani and other rock/fusion artists, along with the release of his own solo recordings further solidified his reputation as an extraordinary bassist and performer.

ACOUSTIC BASS
SERIES



AB40VSB

AB10B

AB45VSB

No other acoustic bass delivers the style, quality, tone or playability of the AB Series. All three models offer innovative design along with rich sound and comfortable playability. When you play an Acoustic Bass Series bass you let the world know that you are a serious bassist that is serious about amplified acoustic sound.

AB10

FINISHES	B, TSB
STYLE	Acoustic Bass
TOP	Spruce
SIDES/BACK	Mahogany
NECK	Mahogany
SCALE	34
FRETBOARD	Rosewood
FB INLAY	Dots
BRIDGE	Rosewood
ROSETTE	N/A
BINDING	Cream / Multi
TUNERS	Grover® Exclusive
ELECTRONICS	Custom Piezo

AB40

FINISHES	VSB
STYLE	Acoustic Bass
TOP	Arched Spruce
SIDES/BACK	Arched Maple
NECK	Mahogany
SCALE	34
FRETBOARD	Rosewood
FB INLAY	Dots
BRIDGE	Piezo
ROSETTE	N/A
BINDING	Cream / Multi
TUNERS	Grover® Exclusive
ELECTRONICS	Custom Piezo

AB45

FINISHES	VSB
STYLE	Acoustic Bass
TOP	Arched Spruce
SIDES/BACK	Arched Maple
NECK	Mahogany
SCALE	34
FRETBOARD	Rosewood
FB INLAY	Dots
BRIDGE	Piezo
ROSETTE	N/A
BINDING	Cream / Multi
TUNERS	Grover® Exclusive
ELECTRONICS	Custom Piezo

RICHIE OWENS
 SIGNATURE SERIES



M120K

MANDOLIN
 SERIES



M1S



M1SDLTR



M3SWK



M118SWK

M120K	
FINISHES	TSB Richie Owens
STYLE	Florentine
TOP	Carved Solid Spruce
SIDES/BACK	S. Flamed Maple
NECK	Flame Maple
SCALE	N/A
FRETBOARD	Ebony
FB INLAY	Dots
BRIDGE	Ebony
ROSETTE	N/A
BINDING	Herringbone
TUNERS	Open Gear Gold
ELECTRONICS	N/A

RICHIE OWENS

Richie Owens was brought up in a bluegrass family and began playing Dobro when he was just a boy. By the time he was in his teens, he was building and fixing his own instruments. Today, Richie designs, builds or repairs instruments for the likes of Nils Lofgren, Ron Wood and The Dixie Chicks. He recently was on tour with Dolly Parton as a featured performer, playing mandolin on her “Vintage Tour”. Richie collaborated with Washburn in developing their new M-120 Mandolin.

So what’s different about this instrument? Here’s what Richie has to say: “Since the 1920’s the basic design of the Mandolin has been the same. Way back when, fiddle players and women mostly played them. This was reflected in the overall small design of the instrument. Today, more and more guitar players are picking up the mandolin. They’re often looking for a bigger sound and approach the instrument with a more aggressive style. The M-120 is aimed at giving them a more comfortable, high quality instrument with a “throatier” tone and more volume.”

	M1S	M1SDL	M3SWK	M3SWETWRK	M116SWK	M6SWK, M118SWK
FINISHES	TSB	B, TR, TBL	SB Florentine	TWRK	Vintage	Vintage
STYLE	“A” Style	“A” Style	Florentine	Florentine Electric	“A” Style	Florentine
TOP	Solid Spruce	Solid Spruce	Carved Solid Spruce	Carved Solid Spruce	Carved Solid Spruce	Premium Carved Solid Spruce
SIDES/BACK	Maple	Maple	S. Flamed Maple	S. Flamed Maple	S. Flamed Maple	S. AAA Flamed Maple
NECK	Maple	Maple	Maple	Maple	Flame Maple	Flame Maple
SCALE	N/A	N/A	N/A	N/A	N/A	N/A
FRETBOARD	Rosewood	Rosewood	Rosewood	Rosewood	Ebony	Ebony
FB INLAY	Dots	Dots	Snowflakes	Snowflakes	Dots	Dots
BRIDGE	Rosewood	Rosewood	Rosewood	Rosewood	Ebony	Ebony
ROSETTE	N/A	Cream / Multi	N/A	N/A	N/A	N/A
BINDING	Cream / Multi	Cream / Multi	Cream / Multi	Cream / Multi	Herringbone	Herringbone
TUNERS	Open Gear Chrome	Open Gear Gold	Open Gear Gold	Open Gear Gold	Open Gear Distressed	Open Gear Distressed
ELECTRONICS	N/A	N/A	N/A	Piezo Pickup	N/A	N/A

SONNY SMITH
SIGNATURE SERIES



B160K

BANJO
SERIES



B9



B11K



B14K



B16K



B17K

B160K

FINISHES	TSB Sonny Smith
RESONATOR	Flamed Maple
RIM	Maple
TONE RING	Bell Brass
HEAD	Remo®
NECK	Flame Maple
FRETBOARD	Rosewood
TUNERS	Planetary
BRACKETS	24
ARM REST	Chrome

SONNY SMITH

Banjo virtuoso Sonny Smith was the winner of the 1998 National Banjo Championship. He now brings his banjo and fiddle playing and performing prowess to Tennessee, where he performs full time in the Smoky Mountain Stringband at Dollywood by day and in the Smoky Mountain Jubilee at night.

For the B160, Washburn collaborated with Smith who was eager to discuss the ideas he had implemented in this instrument. "Back in the day, banjos were mainly played by women. As a result, the instrument developed with a very narrow fretboard. We've given this instrument a wider fretboard to accommodate bigger fingers. We've also moved the 5th string nut between the 5th and 6th fret for improved tone, sustain and intonation. We redesigned the headstock so that it's a bit smaller than the ones found on modern banjos, fully bound it and gave it old style inlays. Banjo players just like that vintage look," Sonny explained.

B9

B11K

B14K

B16K

B120K

B17K

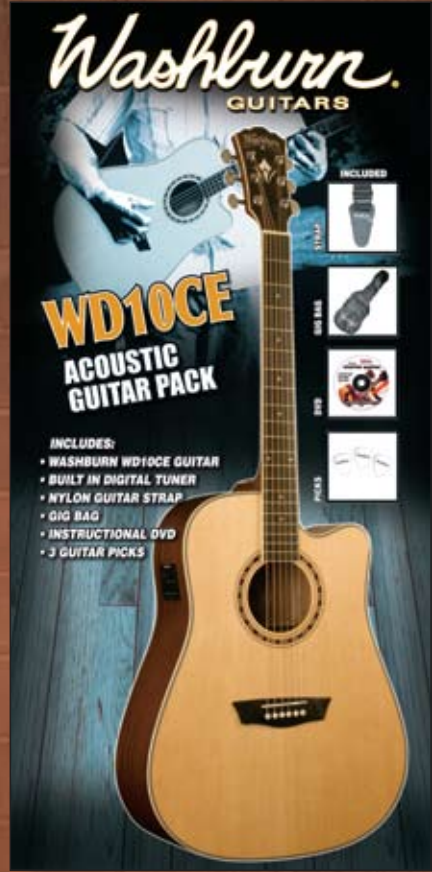
FINISHES	N	N	N	TSB	Vintage	TSB
RESONATOR	Mahogany	Mahogany	Mahogany	Flamed Maple	Maple	Flamed Maple
RIM	N/A	Mahogany	Maple	Maple	Maple	Maple
TONE RING	Cast Aluminum	Steel	Bell Brass	Bell Brass	Rolled Brass	Bell Brass
HEAD	Remo®	Remo®	Remo®	Remo®	Remo®	Remo®
NECK	Mahogany	Mahogany	Maple	Maple	Maple	Maple
FRETBOARD	Rosewood	Rosewood	Rosewood	Rosewood	Rosewood	Rosewood
TUNERS	Chrome Diecast	Chrome Diecast	Planetary	Planetary	Planetary	Planetary
BRACKETS	30	24	24	24	24	24
ARM REST	Chrome	Chrome	Chrome	Engraved Chrome	Distressed Bell Brass	Engraved Gold

ACOUSTIC PACKS

WD10 PACK



WD10CE PACK



MIK MANDOLIN PACK



B8K BANJO PACK



FINISHES



ALL CHERRY BURST (ACB)



ALL TOBACCO BURST (ATB)



BLACK (B)



BLACK CHERRY BURST (BCB)



NATURAL (N)



NATURAL - SATIN FINISH (NS)



RED (RD)



SUN BURST (SB)



TRANS BLUE (TBL)



TRANS RED (TR)



TRANS WINE RED (TWR)




TOBACCO SUNBURST (TS)



VINTAGE SUNBURST (VSB)

WASHBURN ARTISTS



SIGNATURE ARTISTS

ARTISTS



Washburn
GUITARS

Washburn Guitars is a division of U.S. Music Corp.
444 East Courtland Street • Mundelein, IL 60060
Tel: (847) 949-0444 • Fax: (847) 949-8444
www.washburn.com

USM
U.S. MUSIC CORP.

a division of JAM Industries

©2010 All rights reserved. Unauthorized reproduction is a violation of applicable copyright laws. Specifications subject to change without notice.